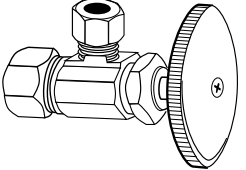


# BUY WITH CONFIDENCE.

Over 10,000 items shipped the same day from our ISO 9001:2000 quality certified facility. From Advantage to Shome, we sell the best products at the best possible prices and back them with our 100% satisfaction guarantee.

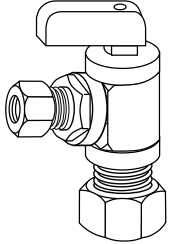
# TUBULAR AND SUPPLIES

**Brass Craft**  
Solid Brass Compression  
x Compression Angle Stop  
with Celcon Stem



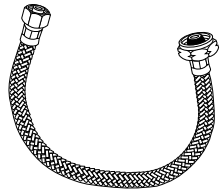
SEE PAGE 83  
30-635

**dahl**  
brothers canada limited  
Chrome Plated  
Brass  
1/4 Turn Ball  
Pattern Supply Stop  
5/8" OD Inlet x 3/8"  
OD Outlet




SEE PAGE 87  
30-501

**Fluidmaster.**  
No Burst®  
12" Lavatory Connectors



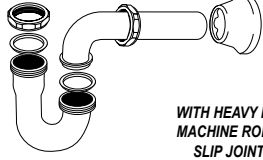
SEE PAGE 92  
32-321

**MAGNUM™**  
J-Bend  
Less Cleanout



SEE PAGE 72  
50-572

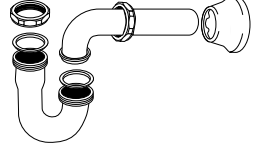
**MAGNUM™**  
17 Gauge Brass  
P-Trap



WITH HEAVY PATTERN  
MACHINE ROD BRASS  
SLIP JOINT NUTS

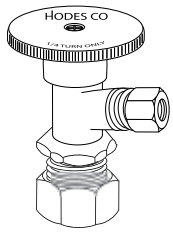
SEE PAGE 71  
50-504

22 Gauge Brass  
P-Trap With  
Die Cast Nut



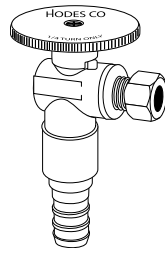
SEE PAGE 71  
50-750

**SHOME  
VALVE**  
HODES CO  
Chrome Plated  
Forged Brass  
Quarter Turn Ball  
Type Angle Stop



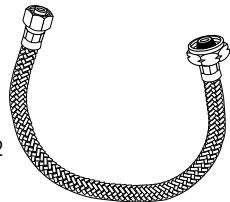
SEE PAGE 86  
30-735

**SHOME  
VALVE**  
HODES CO  
Chrome Plated  
Forged Brass  
Quarter Turn Ball  
Type Pex Stop




SEE PAGE 86  
30-767

**TRU-LINK™**  
12" Lavatory Connector



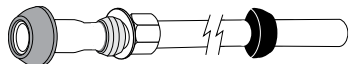
SEE PAGE 92  
32-274

Lavatory Supply  
Washer and  
Friction Ring Set



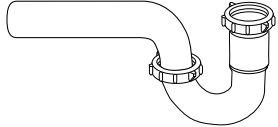
SEE PAGE 90  
36-116

Supply Tube  
Combo



SEE PAGE 90  
32-352

1-1/2" OD Combo  
PVC Poly "P" Trap



SEE PAGE 78  
56-099

USE YOUR CREDIT CARD AT TIME OF PURCHASE AND **SAVE 2%** ON ALL ORDERS,  
**SAVE 5%** ON ALL ORDERS OVER \$500 OR **SAVE 10%** ON ALL ORDERS OVER \$1000

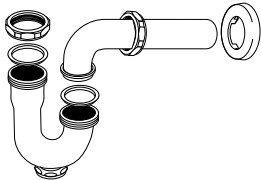
FAX **1-800-982-5934** www. **HODES CO** .com PHONE **1-800-777-6500**  
70  
PREFERRED PLUMBING PRODUCTS

# MAGNUM™ SERIES



## TUBULAR AND SUPPLIES

### MAGNUM™ CHROME PLATED 17 GAUGE BRASS P-TRAPS WITH CLEANOUT

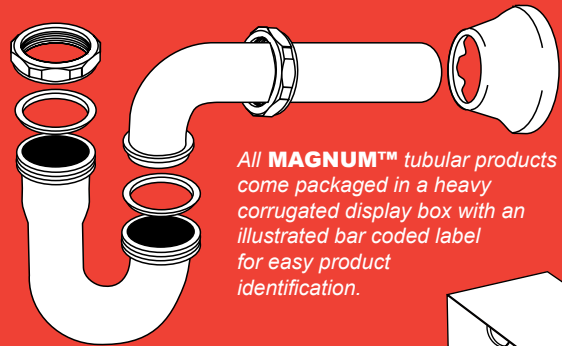


- With heavy pattern machined brass rod nuts and premium polythermal washers

PACKAGED IN HEAVY CORRUGATED BOXES  
25 PER CASE

50-533	1-1/4" with Shallow Flange	30.71
50-534	1-1/2" with Shallow Flange	31.89

### MAGNUM™ POLISHED CHROME 17 GAUGE BRASS P-TRAPS

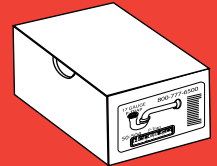


- With heavy pattern machined brass rod nuts and premium polythermal washers

All **MAGNUM™** tubular products come packaged in a heavy corrugated display box with an illustrated bar coded label for easy product identification.

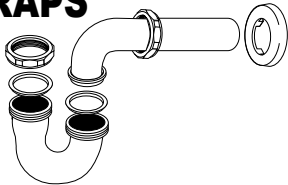
See [www.HodesCo.com](http://www.HodesCo.com)  
for Case Lot Pricing

PACKAGED IN HEAVY CORRUGATED BOXES  
25 PER CASE



50-504	1-1/4" with Deep Flange (Shown)	19.97
50-508	1-1/2" with Shallow Flange	20.12
50-509	1-1/2" with Deep Flange	21.88

### MAGNUM™ CHROME PLATED 17 GAUGE BRASS LOW INLET P-TRAPS

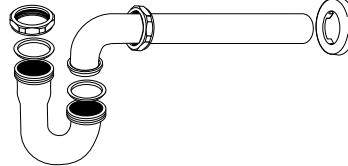


- With heavy pattern machined brass rod nuts and premium polythermal washers

PACKAGED IN HEAVY CORRUGATED BOXES  
25 PER CASE

50-525	1-1/4" with Shallow Flange	23.61
50-526	1-1/2" with Shallow Flange	24.79

### MAGNUM™ CHROME PLATED 17 GAUGE BRASS LONG ARM P-TRAPS

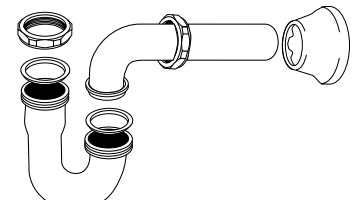


- With heavy pattern machined brass rod nuts and premium polythermal washers

PACKAGED IN HEAVY CORRUGATED BOXES  
25 PER CASE

50-540	1-1/4" 13" Long with Shallow Flange	23.61
50-541	1-1/2" 15" Long with Shallow Flange	24.79

### MAGNUM™ CHROME PLATED 20 GAUGE BRASS P-TRAPS

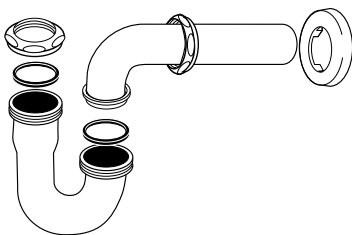


- With heavy pattern machined brass rod nuts and premium polythermal washers

PACKAGED IN HEAVY CORRUGATED BOXES  
25 PER CASE

50-515	1-1/4" with Deep Flange (Shown)	18.88
50-512	1-1/2" with Shallow Flange	20.06

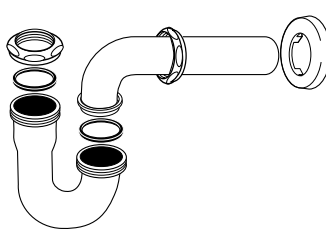
### CHROME PLATED 22 GAUGE BRASS P-TRAPS WITH DIE CAST NUTS



25 BOXES PER CASE

50-750	1-1/4" with Shallow Flange	14.15
50-752	1-1/2" with Shallow Flange	15.33

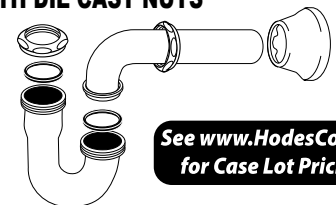
### CHROME PLATED 20 GAUGE BRASS P-TRAPS WITH DIE CAST NUTS



25 BOXES PER CASE

50-715	1-1/4" with Shallow Flange (Shown)	15.61
50-718	1-1/2" with Shallow Flange	17.61

### ADVANTAGE™ Tubular CHROME PLATED 17 GAUGE BRASS P-TRAPS WITH DIE CAST NUTS



See [www.HodesCo.com](http://www.HodesCo.com)  
for Case Lot Pricing

40 BOXES PER CASE

50-804	1-1/4" with Deep Flange	16.51
50-808	1-1/2" with Deep Flange	17.69

**USE YOUR CREDIT CARD AT TIME OF PURCHASE AND SAVE 2% ON ALL ORDERS,  
SAVE 5% ON ALL ORDERS OVER \$500 OR SAVE 10% ON ALL ORDERS OVER \$1000**

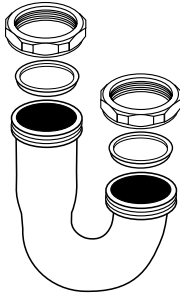
**FAX 1-800-982-5934**    **www.HODES CO.com**    **PHONE 1-800-777-6500**



MAGNUM™ TUBULAR



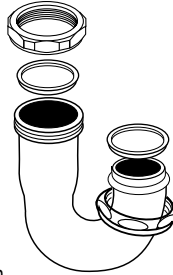
**MAGNUM™  
CHROME PLATED  
17 GAUGE  
BRASS  
J-BENDS  
LESS CLEANOUT**



- All Magnum™ traps also with premium polythermal washers
- Heavy machined rod brass nuts
- 1 per bar coded display box
- 25 boxes per case

50-572	1-1/4"	11.69
50-577	1-1/2"	12.71


**MAGNUM™  
CHROME PLATED  
BRASS  
J-BENDS  
FOR SINK TRAPS**



- All Magnum™ traps also with premium polythermal washers
- Heavy rod machined brass nuts
- 1 per bar coded display box
- 25 boxes per case

50-555	1-1/2" 20 Gauge	12.71
50-532	1-1/4" 17 Gauge	15.30
50-524	1-1/2" 17 Gauge	15.94

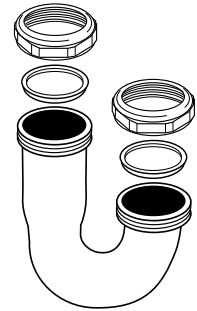
**CHROME PLATED BRASS  
J-BENDS  
FOR SINK TRAP  
WITH DIE CAST NUTS**



- Captive brass nut at swivel
- Heavy cast brass nut
- 1 per bar coded display box
- 25 boxes per case

50-330	22 Gauge 1-1/2"	10.89
50-326	20 Gauge 1-1/2"	12.26

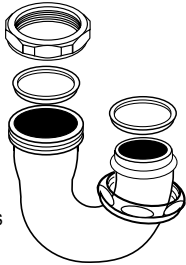
**CHROME PLATED  
BRASS  
20 GAUGE  
J-BENDS  
WITH DIE  
CAST NUTS**



- Chrome plated die cast nuts
- 1 per bar coded display box
- 25 boxes per case

50-173	1-1/4"	10.32
50-175	1-1/2"	11.90

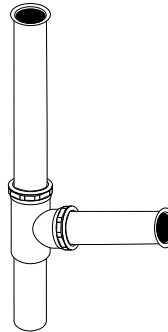
**MAGNUM™  
CHROME PLATED  
LOW INLET SINK TRAP  
J-BENDS**



- All Magnum™ traps also with premium polythermal washers
- Heavy machined rod brass nuts
- 1 per bar coded display box
- 25 boxes per case

50-127	1-1/4" 17 Gauge	17.80
50-514	1-1/2" 20 Gauge	15.01

**MAGNUM™  
CHROME PLATED  
17 GAUGE  
BRASS  
SINK WASTE  
DISPOSER**



- All Magnum™ traps also with premium polythermal washers
- Heavy rod brass nuts
- Inlet tube center to end:  
Disposer - 13"  
Sink - 8"
- Baffle tee
- 1-1/2" size
- Direct connection
- 25 boxes per case

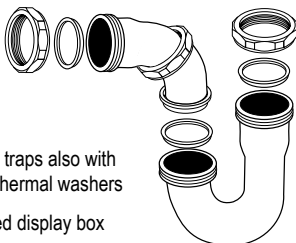
51-518	Sink Waste Disposer	36.96
--------	---------------------	-------

**CHROME PLATED 17 GAUGE  
SINK TRAP  
WITH COVER, BRASS NUTS AND  
PVC SCHEDULE 40 ADAPTER**



50-535	1-1/2" Sink Trap With Cover	47.39
--------	-----------------------------	-------

**MAGNUM™  
CHROME PLATED  
20 GAUGE BRASS  
REPAIR TRAP**

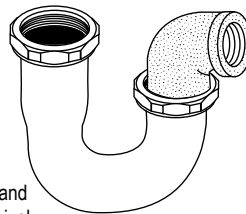


- All Magnum™ traps also with premium polythermal washers
- 1 per bar coded display box
- 25 boxes per case

PACKAGED IN A HEAVY CORRUGATED BOX

50-560	1-1/4"	19.61
50-561	1-1/2"	23.01

**MAGNUM™  
CHROME PLATED  
17 GAUGE  
BRASS IPS  
SINK TRAP**

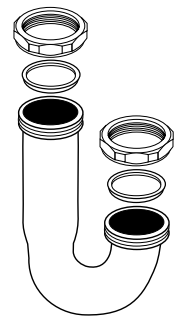


- All Magnum™ traps also with premium polythermal washers
- Cast brass IPS elbow and captive brass nut at swivel
- 25 boxes per case

PACKAGED IN A HEAVY CORRUGATED BOX

50-531	1-1/4" IPS Satin	21.32
50-520	1-1/2" IPS Satin	22.17

**MAGNUM™  
CHROME PLATED  
20 GAUGE  
BRASS  
HIGH INLET  
J-BEND**



- All Magnum™ traps also with premium polythermal washers
- Heavy machined rod brass nuts
- 1 per bar coded display box
- 25 boxes per case

50-584	1-1/2"	22.29
--------	--------	-------

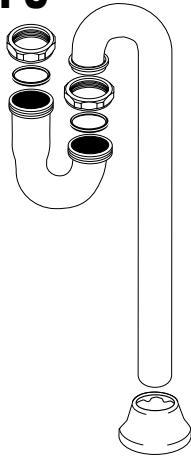
**USE YOUR CREDIT CARD AT TIME OF PURCHASE AND SAVE 2% ON ALL ORDERS,  
SAVE 5% ON ALL ORDERS OVER \$500 OR SAVE 10% ON ALL ORDERS OVER \$1000**

# BRASS TUBULAR



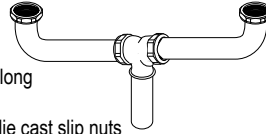
## TUBULAR AND SUPPLIES

### CHROME PLATED BRASS "S" TRAPS



- Less cleanout
- Furnished with deep chrome plated flange
- 1 per box
- 25 per case

### CHROME PLATED BRASS CENTER-OUTLET SLIP JOINT 1-1/2" SINK WASTES




- Center to center 16" long
- 4" tailpiece
- Furnished with four die cast slip nuts
- 20 gauge furnished with standard tee
- 1 per box 25 boxes per case

51-150 Slip Joint - 20 Gauge . . . . . **33.51**

51-513 Slip Joint - 17 Gauge . . . . . **40.27**  
With Magnum™ Heavy Pattern Machined Brass Rod Nuts

### CHROME PLATED BRASS SLIP JOINT CONNECTION SINK WASTE ARMS



- Used on end outlet of the 51-108
- Die Cast Nut
- 14-7/8" center to end
- 25 boxes per case

51-137 1-1/2" Sink Waste Arm - 20 Gauge . . . **15.22**

#### WITH DIE CAST NUTS

50-203 1-1/4" - 20 Gauge - Chrome . . . . . **24.87**

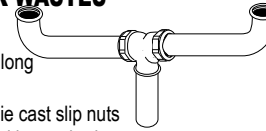
50-204 1-1/2" - 20 Gauge - Chrome . . . . . **28.02**

#### WITH MAGNUM™ HEAVY PATTERN MACHINED BRASS ROD NUTS

50-500 1-1/4" - 17 Gauge - Chrome . . . . . **30.08**

50-551 1-1/2" - 17 Gauge - Satin . . . . . **32.28**

### CHROME PLATED BRASS CENTER-OUTLET DIRECT CONNECT 1-1/2" SINK WASTES



- Center to center 16" long
- 4" tailpiece
- Furnished with two die cast slip nuts
- 20 gauge furnished with standard tee
- 17 gauge furnished with baffle tee
- 1 per box 25 boxes per case

51-151 Direct Connect - 20 Gauge . . . . . **28.38**

51-553 Direct Connect - 17 Gauge . . . . . **36.80**  
With Magnum™ Heavy Pattern Machined Brass Rod Nuts

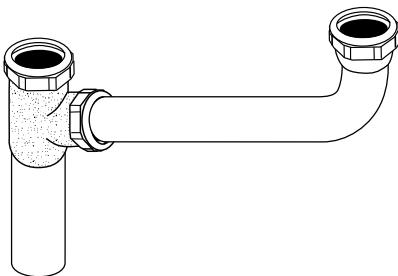
### CHROME PLATED BRASS SLIP JOINT CONNECTION SINK WASTE ARMS



- Used on end outlet of the 51-560
- Machined Brass Nut
- 14-7/8" center to end
- 25 boxes per case

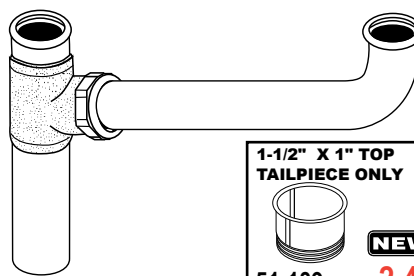
51-536 1-1/2" Sink Waste Arm - 17 Gauge . . . **17.01**

### CHROME PLATED BRASS 16" SLIP JOINT CONNECTION END OUTLET SINK WASTES



- Slip joint connection
- 16" center to center overall length
- 1-1/2" size
- 4" tailpiece
- 25 boxes per case

### CHROME PLATED BRASS 16" DIRECT CONNECTION END OUTLET SINK WASTES



- "High Line" direct connection
- 16" center to center overall length
- 1-1/2" size
- 4" tailpiece
- 25 boxes per case

1-1/2" X 1" TOP TAILPIECE ONLY  
**NEW**  
51-139 **2.47**

### CHROME PLATED BRASS DIRECT CONNECTION SINK WASTE ARMS



- Used on end outlet of the 51-106
- 14-7/8" center to end
- 25 boxes per case

51-127 1-1/2" Sink Waste Arm - 20 Gauge . . . **12.40**

### CHROME PLATED BRASS DIRECT CONNECTION SINK WASTE ARMS



- Used on end outlet of the 51-500
- 14-7/8" center to end
- 25 boxes per case

51-126 1-1/2" Sink Waste Arm - 17 Gauge . . . **14.75**

#### WITH DIE CAST NUTS

51-108 Slip Joint - 20 Gauge . . . . . **25.82**

51-106 Direct Connect - 20 Gauge . . . . . **24.61**

#### WITH MAGNUM™ HEAVY PATTERN MACHINED BRASS ROD NUTS AND BAFFLE TEES

51-560 Slip Joint - 17 Gauge . . . . . **31.76**

51-500 Direct Connect - 17 Gauge . . . . . **30.12**

**USE YOUR CREDIT CARD AT TIME OF PURCHASE AND SAVE 2% ON ALL ORDERS, SAVE 5% ON ALL ORDERS OVER \$500 OR SAVE 10% ON ALL ORDERS OVER \$1000**

**FAX 1-800-982-5934**

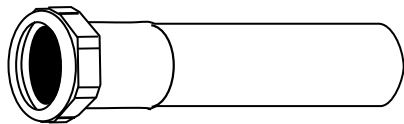
**www.HODESCO.com**



**PHONE 1-800-777-6500**



**SLIP JOINT  
EXTENSION TUBES**




**WITH DIE CAST NUTS**

Stock #	GA.	Size	Finish	Case Qty	Net Price
51-214	22	1-1/2" x 6"	Chrome	24	5.69
51-215	22	1-1/2" x 8"	Chrome	24	6.51
51-217	22	1-1/2" x 12"	Chrome	24	8.71
51-210	22	1-1/4" x 6"	Chrome	24	5.28
51-211	22	1-1/4" x 8"	Chrome	24	5.69
51-213	22	1-1/4" x 12"	Chrome	24	7.48
51-212	20	1-1/4" x 8"	Chrome	24	7.65
51-216	20	1-1/2" x 8"	Chrome	24	8.20

**WITH HEAVY PATTERN  
MAGNUM™ MACHINED  
BRASS ROD NUTS**


Stock #	GA.	Size	Finish	Case Qty	Net Price
51-561	17	1-1/4" x 8"	Chrome	24	8.97
51-564	17	1-1/2" x 8"	Chrome	24	11.08
51-565	17	1-1/2" x 12"	Chrome	24	13.06

**BRASS  
TRAP ARMS**



Stock #	GA.	Size	Finish	Case Qty	Net Price
50-195	17	1-1/2" x 12"	Satin	25	12.11

**DOUBLE FLANGED  
DIRECT CONNECT  
BRASS TAILPIECES**




1-1/2" DOUBLE FLANGED FOR 1-1/2" NUT

- Cut to size
- Both ends useable

Stock #	GA.	Size	Finish	Case Qty	Net Price
51-255	20	16"	Chrome	25	10.74
51-256	17	16"	Chrome	24	14.82

**MAGNUM™  
CHROMED BRASS  
TRAP OFFSETS**



- 11-1/2" long
- Will offset from 1-1/2" to 6-1/4" C to C

Stock #	GA.	Size	Finish	Case Qty	Net Price
51-521	20	1-1/4"	Chrome	25	13.63
51-522	20	1-1/2"	Chrome	25	14.75
51-523	17	1-1/4"	Chrome	25	17.84
51-524	17	1-1/2"	Chrome	25	22.27

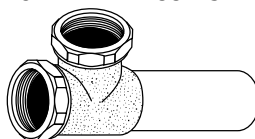
**CHROME PLATED THREADED  
EXTENSION TUBES**



- Fine threads both ends
- Cut to required length
- Both ends useable

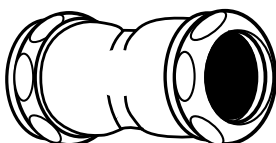
Stock #	GA.	Size	Finish	Case Qty	Net Price
51-286	20	1-3/8" x 12"	Chrome	24	7.82
51-289	20	1-1/4" x 8"	Chrome	24	8.01
51-288	20	1-1/4" x 6"	Chrome	24	5.86
51-280	20	1-1/4" x 12"	Chrome	24	7.44
51-282	20	1-1/2" x 12"	Chrome	24	8.83
51-276	17	1-1/4" x 12"	Chrome	24	10.04
51-278	17	1-1/2" x 12"	Chrome	24	11.20

**MAGNUM™  
END OUTLET  
SINKWASTE TEE  
WITH BAFFLE TEE AND  
MACHINED BRASS NUT**



Stock #	GA.	Finish	Connection	Case Qty	Net Price
51-572	17	Chrome	Slip Joint	12	16.38
51-543	17	Chrome	Direct	12	16.76

**CHROMED BRASS  
DOUBLE SLIP JOINT  
COUPLINGS**



Stock #	GA.	Size	Finish	Case Qty	Net Price
51-300	20	1-1/4" x 3"	Die Cast	25	8.23
51-301	20	1-1/2" x 3"	Die Cast	25	9.41

**DOUBLE SLIP JOINT  
EXTENSION TUBES**



- Cut to size
- Both ends useable
- 16" long


**WITH DIE CAST NUTS**

Stock #	GA.	Size	Finish	Case Qty	Net Price
51-219	20	1-1/4" X 16"	Chrome	24	15.91
51-220	20	1-1/2" X 16"	Chrome	24	17.56

**WITH HEAVY PATTERN  
MAGNUM™ MACHINED  
BRASS ROD NUTS**

Stock #	GA.	Size	Finish	Case Qty	Net Price
51-525	17	1-1/4" X 16"	Chrome	24	21.24
51-526	17	1-1/2" X 16"	Chrome	24	22.43

**FLANGED DIRECT CONNECT  
BRASS TAILPIECES**



1-1/2" SIZE FLANGED FOR 1-1/2" NUT

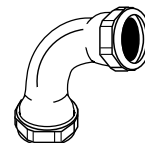
Stock #	GA.	Size	Finish	Case Qty	Net Price
51-248	20	6"	Chrome	24	4.40
51-245	20	8"	Chrome	24	5.64
51-246	20	12"	Chrome	24	7.67
51-240	17	4"	Chrome	48	5.28
51-242	17	8"	Chrome	24	8.71
51-244	17	12"	Chrome	24	11.98

**CHROMED BRASS  
45° ELBOW**



Stock #	GA.	Size	Nut	Case Qty	Net Price
51-304	20	1-1/4"	Die Cast	25	10.51
51-305	20	1-1/2"	Machined Brass	25	10.89

**CHROMED BRASS  
90° ELBOW**



Stock #	GA.	Size	Nut	Case Qty	Net Price
51-302	20	1-1/4"	Die Cast	25	10.04
51-303	20	1-1/2"	Die Cast	25	10.74

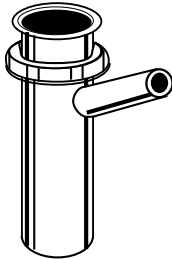
**USE YOUR CREDIT CARD AT TIME OF PURCHASE AND SAVE 2% ON ALL ORDERS,  
SAVE 5% ON ALL ORDERS OVER \$500 OR SAVE 10% ON ALL ORDERS OVER \$1000**

# BRASS TUBULAR



## TUBULAR AND SUPPLIES

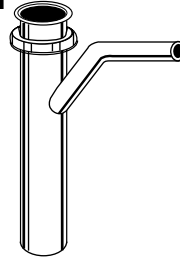
**1-1/2" x 8" FLANGED SATIN BRASS DISHWASHER TAILPIECE WITH 3/4" BRANCH**



- Solid brass nut
- Regular style
- Brass tube
- 25 per case

51-263 17 Gauge Tailpiece ..... **21.23**  
 51-262 20 Gauge Tailpiece ..... **NEW 20.70**  
 51-265 22 Gauge Tailpiece ..... **15.53**

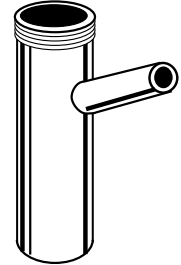
**22 GAUGE PLAIN BRASS LONG BRANCH DISHWASHER TAILPIECE WITH 1/2" BRANCH**



- Long branch style
- Brass tube
- Brass nuts
- 25 per case

51-273 1-1/2" x 6" Long Branch ..... **10.62**  
 51-270 1-1/2" x 8" Long Branch ..... **12.03**

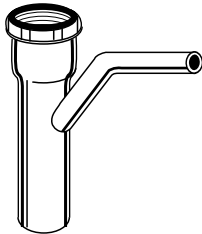
**22 GAUGE 1-1/2" x 8" THREADED SATIN BRASS DISHWASHER TAILPIECE WITH 3/4" BRANCH**



- Regular style
- Brass tube
- 25 per case

51-267 Dishwasher Tailpiece ..... **20.07**

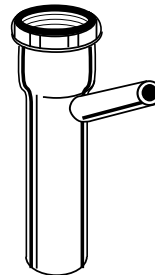
**22 GAUGE 1-1/2" x 6" SLIP JOINT SATIN FINISH LONG BRANCH DISHWASHER TAILPIECE WITH 1/2" BRANCH**



- Long branch style
- Brass tube
- Brass nuts
- 25 per case

51-264 Dishwasher Tailpiece ..... **15.19**

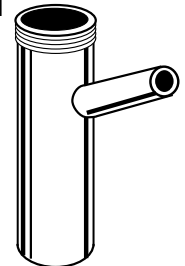
**22 GAUGE 1-1/2" x 8" SLIP JOINT SATIN BRASS DISHWASHER TAILPIECE WITH 3/4" BRANCH**



- Regular style
- Brass tube
- Brass nuts
- 25 per case

51-268 Dishwasher Tailpiece ..... **15.61**

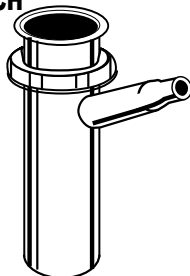
**20 GAUGE 1-1/4" x 6" THREADED SATIN BRASS LAVATORY BRANCH CONDENSATE TAILPIECE WITH 3/4" BRANCH**



- Lavatory style
- For condensation drain
- Brass tube
- 25 per case

51-271 Condensate Tailpiece ..... **15.19**

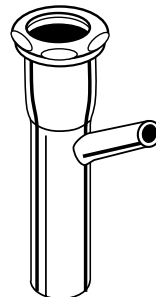
**22 GAUGE 1-1/2" x 8" FLANGED PLAIN BRASS DISHWASHER TAILPIECE WITH 1/2" BRANCH**



- Regular style
- Brass tube
- 25 per case

51-269 Dishwasher Tailpiece ..... **16.44**

**20 GAUGE 1-1/4" x 6" SLIP JOINT SATIN BRASS LAVATORY BRANCH CONDENSATE TAILPIECE WITH 3/4" BRANCH**



- Solid brass nut
- Lavatory style
- For condensation drain
- Brass tube
- 25 per case

51-272 Condensate Tailpiece ..... **16.38**



**Case Lot Pricing available at**  
**www.HodesCo.com**

**USE YOUR CREDIT CARD AT TIME OF PURCHASE AND SAVE 2% ON ALL ORDERS, SAVE 5% ON ALL ORDERS OVER \$500 OR SAVE 10% ON ALL ORDERS OVER \$1000**

**FAX 1-800-982-5934**

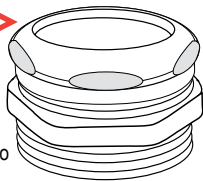
**www.HODESCO.com**

**PHONE 1-800-777-6500**



**HEAVY DUTY MALE  
CAST BRASS  
GROUND JOINT CONNECTION  
TRAP ADAPTERS**

Includes  
Brass ferrule with  
heavy cast brass nut!



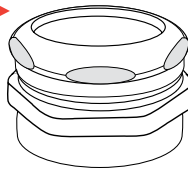
• For connecting drain trap to  
wall or floor outlet pipe

SOLD 6 PER BOX ONLY

51-353	1-1/4" x 1-1/4" MIP	5.33
51-354	1-1/4" x 1-1/2" M x SWT	5.33
51-355	1-1/2" x 1-1/2" M x SWT	5.33
51-397	1-1/2" Solid Brass Ferrule Only	1.14

**HEAVY DUTY FEMALE  
CAST BRASS  
GROUND JOINT CONNECTION  
TRAP ADAPTERS**

Includes  
Brass ferrule with  
heavy cast brass nut!



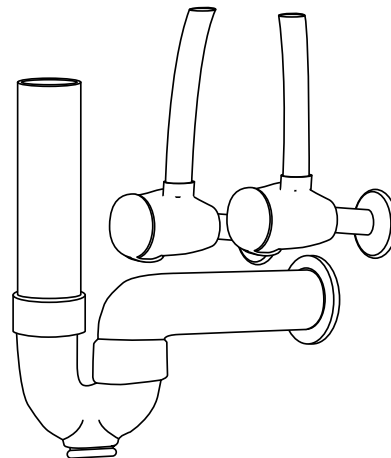
• For connecting drain trap to  
wall or floor outlet pipe

SOLD 6 PER BOX ONLY

51-350	1-1/4" x 1-1/4" FIP	5.33
51-351	1-1/4" x 1-1/2" FIP	5.33
51-352	1-1/2" x 1-1/2" FIP	5.33
51-397	1-1/2" Solid Brass Ferrule Only	1.14

**TRUEBRO®  
LAVGUARD®  
WHITE**

(102EZ)



**HANDI LAV-GUARD  
INSULATION KIT**

FINALLY, A COSMETICALLY APPEALING, DURABLE,  
HANDICAP LAVATORY INSULATION SYSTEM.

To satisfy current Federally mandated barrier-free and accessibility requirements, BOCA, ANSI and many state codes require that insulation must be applied over the hot water supply and waste piping under lavatories accessed by people with disabilities. These codes protect wheelchair users from being burned or sustaining injury from impact.

**The Problem:**

Until now, unsightly black extruded foam insulation with its poor fit and inadequate means of securing has been, for lack of a better product, the usual specification of architects and mechanical engineers. Even the most experienced insulator or plumber becomes frustrated with its time-consuming application and poor appearance.

**The Solution:**


The Handi Lav-Guard kit is a unique, fully molded, flexible vinyl insulation system which cushions impact and is an excellent insulator against burns. Its neutral white color blends nicely into the scheme of any restroom. The Handi Lav-Guard kit is an attractive, durable insulation system that meets virtually all building codes and aesthetic standards.

- Fast-installing antimicrobial molded undersink safety covers for ADA accessibility compliance
- Built in fasteners are quick, strong, and reusable
- Tear-to-fit trimming feature eliminates the need for tools

14-912 White LavGuard Complete ..... **50.75**

**MAGNUM™  
HEAVY PATTERN  
MACHINE BRASS ROD  
SLIP JOINT NUTS**

Our nut is machined from brass rod stock, not cast. There are never any casting irregularities. The six large sides give your wrench a no slip surface with a much heavier, better chrome plating than die cast or cast brass. Buffed to a "clean" shine, this superior slip joint nut is another quality product of Hodesco. All Magnum™ traps also with premium polythermal washers.



All tubular products come packaged in a heavy corrugated display box with an illustrated bar coded label for easy product identification. Nuts packed 12 sets per heavy corrugated white box



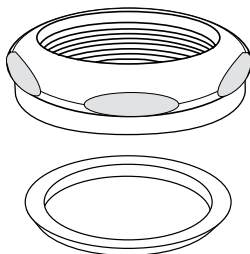
• 12 sets per box

SOLD 12 PER BOX ONLY

51-627	1-1/4" Chrome Plated Slip Nut	2.37
51-631	1-1/2" Chrome Plated Slip Nut	2.66

**CHROME PLATED  
DIE CAST  
SLIP NUT**

Slip joint  
washer  
included!

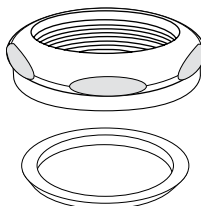


SOLD 12 PER BOX ONLY

51-336	1-1/2" O.D. x 1-1/2" IPS	1.41
51-337	1-1/4" O.D. x 1-1/2" IPS	1.41

**CHROME PLATED  
CAST BRASS  
SLIP NUT**

• Slip joint  
• washer  
• included!



SOLD 12 PER BOX ONLY

<b>plain brass</b>		
51-322	1-1/2" O.D. x 1-1/2" IPS	1.41
<b>chrome plated brass</b>		
51-319	1-3/8" x 1-1/2"	1.78
51-340	1-1/4" x 1-1/4"	1.78
51-329	1-1/4" x 1-1/2"	1.78
51-341	1-1/2" x 1-1/2"	1.78
51-332	2" x 2"	3.01

**USE YOUR CREDIT CARD AT TIME OF PURCHASE AND SAVE 2% ON ALL ORDERS,  
SAVE 5% ON ALL ORDERS OVER \$500 OR SAVE 10% ON ALL ORDERS OVER \$1000**

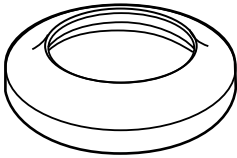
**FAX 1-800-982-5934 www.HODESCO.com PHONE 1-800-777-6500**

# TUBULAR



## TUBULAR AND SUPPLIES

### WHITE PLASTIC SHALLOW FLANGE



- 12 per bar coded display package
- Priced per each

SOLD 12 PER PACKAGE ONLY

36-184 1-1/2" IPS ..... **.54¢**

### EXTRA HEAVY SQUARE CUT SILICONE COATED RUBBER SLIP JOINT WASHERS



SOLD 25 PER PACKAGE ONLY

51-383 1-1/4" ..... **.19¢**  
 51-384 1-1/2" ..... **.23¢**  
 51-385 2" x 2" ..... **.33¢**  
 51-386 1-1/4" x 1-1/2" ..... **.31¢**

### 1 5/16" x 1 3/4" x 1/8" TAILPIECE GASKET

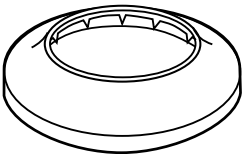


- Rubber with two layers of fabric
- 25 per bar coded display package
- Priced per each

SOLD 25 PER PACKAGE ONLY

52-150 Tailpiece Gasket ..... **.46¢**

### CHROME STEEL SHALLOW FLANGE




- 12 per bar coded display package
- 144 per case
- Priced per each

SOLD 12 PER PACKAGE ONLY

51-370 1-1/2" IPS ..... **.54¢**

### 1 1/4"—1 3/8" OR 1 1/2" STRETCHABLE RUBBER SLIP JOINT D-RING



- 25 per bar coded display package
- Priced per each

SOLD 25 PER PACKAGE ONLY

51-390 Fits as above ..... **.42¢**

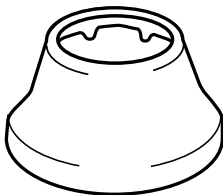
### PLASTIC SLIP JOINT WASHERS



SOLD 25 PER PACKAGE ONLY

56-212 1-1/2" x 1-1/4" O.D. .... **.31¢**

### CHROME STEEL DEEP FLANGE

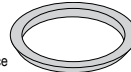


SOLD 12 PER PACKAGE ONLY

51-372 1-1/4" O.D. .... **1.05**  
 51-373 1-1/2" O.D. .... **1.05**

### PREMIUM POLY THERMAL RUBBER BEVELED SLIP JOINT WASHERS

- Has a better flex fatigue resistance than traditional rubber washers to hold its shape longer
- Holds up in temperatures as low as 76° F below zero and as high as 300° F
- Offers improved vibration damping
- Offers improved resistance to oil, chemicals and water
- Plastic will not dry out and crack
- Tapered design ensures a positive leak free seal
- Takes the flexibility of rubber and combines it with the latest in plastics technology to create the latest advance in leak free technology



SOLD 25 PER PACKAGE ONLY

51-392 1-1/2" ..... **.31¢**  
 51-393 1-1/4" ..... **.31¢**

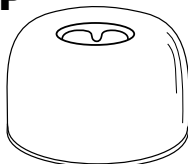
### BEVELED PLASTIC GROUND JOINT WASHERS



SOLD 25 PER PACKAGE ONLY

56-211 1-1/2" x 1-1/2" O.D. .... **.31¢**  
 51-391 1-1/4" x 1-1/4" O.D. .... **.31¢**

### CHROME STEEL BOX STYLE EXTRA DEEP FLANGE



SOLD 5 PER PACKAGE ONLY

51-374 1-1/4" O.D. Chrome ..... **1.17**  
 51-375 1-1/2" O.D. Chrome ..... **1.17**  
 51-378 1-1/2" IPS Chrome ..... **1.17**

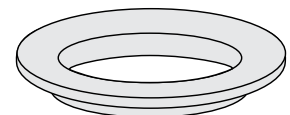
### "HAN-TITE" SOFT SLIP JOINT WASHER



SOLD 25 PER PACKAGE ONLY

51-595 1-1/4" x 1-1/4" O.D. .... **.31¢**  
 51-597 1-1/2" x 1-1/2" O.D. .... **.31¢**

### "SLIP-NOT" NECK TAILPIECE GASKET



- Neck fits inside wall of tailpiece
- 25 per bar coded display package

SOLD 25 PER PACKAGE ONLY

52-151 1-1/2" Clear Plastic ..... **.31¢**  
 52-149 1-1/2" Blue Rubber ..... **.42¢**  
 51-592 1-1/2" "Soft" Premium Clear ..... **.54¢**

**USE YOUR CREDIT CARD AT TIME OF PURCHASE AND SAVE 2% ON ALL ORDERS, SAVE 5% ON ALL ORDERS OVER \$500 OR SAVE 10% ON ALL ORDERS OVER \$1000**

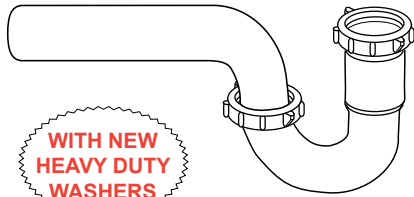
**1-800-982-5934** FAX **www.HODESCO.com** PHONE **1-800-777-6500**



TUBULAR



**1-1/2" O.D. COMBO  
PVC  
POLY "P" TRAP  
LESS ADAPTER**



**WITH NEW  
HEAVY DUTY  
WASHERS**

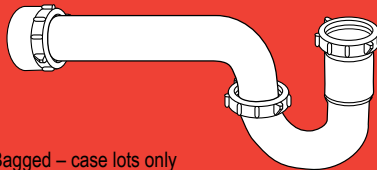
- 2 nuts less adapter
- Packaged individually

**SOLD 25 PER CASE ONLY**

**56-099 PVC-Bagged..... 1.43**

**1-1/2" O.D. COMBO  
PVC  
POLY "P" TRAP  
WITH COMBO ADAPTER**

**WITH NEW  
HEAVY DUTY  
WASHERS**

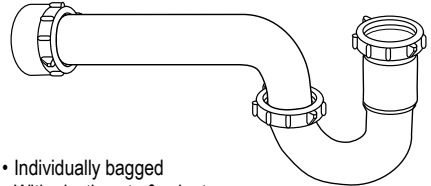


- Bagged – case lots only
- With plastic nuts & adapter
- Combo traps are furnished complete with 3 nuts, reducing washer and outlet adapter to Schedule 40 glue joint.
- Plastic products can be tightened by hand
- Do not use pipe joint compound

**SOLD 25 PER CASE ONLY**

**56-103 PVC—Bagged ..... 1.53**

**dearborn brass  
1-1/2" O.D. COMBO  
POLY "P" TRAP**

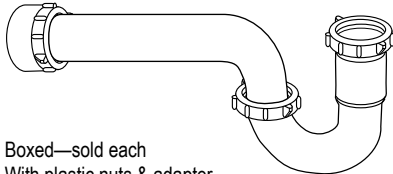


- Individually bagged
- With plastic nuts & adapter
- Combo traps are furnished complete with 3 nuts, reducing washer and outlet adapter to Schedule 40 glue joint.
- Plastic products can be tightened by hand
- Do not use pipe joint compound

**SOLD IN CASES OF 50 ONLY**

**56-107 1-1/2" OD Combo "P" Trap..... 2.20**

**1-1/2" O.D. COMBO  
PVC  
POLY "P" TRAP  
BOXED**

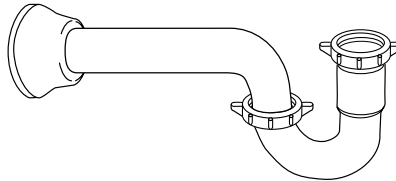


- Boxed—sold each
- With plastic nuts & adapter
- Combo traps are furnished complete with 3 nuts, reducing washer and outlet adapter to Schedule 40 glue joint.
- Plastic products can be tightened by hand
- Do not use pipe joint compound

1 PER BOX - 25 PER CASE

**56-100 PVC—Boxed ..... 1.89**

**1-1/4" O.D.  
WITH DEEP FLANGE  
POLY "P" TRAP**

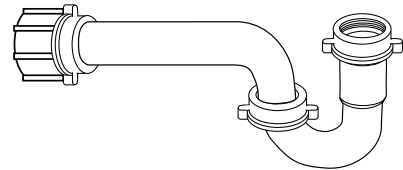


- 2 nuts
- 2 washers
- Deep flange

1 PER BAG - 25 PER CASE

**56-104 With Deep Flange..... 2.56**

**1-1/2" O.D.  
WITH 3-PIECE ADAPTER  
POLY "P" TRAP  
WITH PVC ARM  
BOXED**

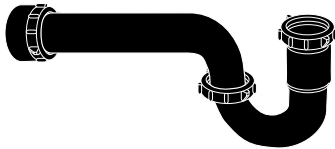


- Polypropylene "J" bends with PVC arm regular
- Reducing washer

1 PER BOX - 25 PER CASE

**56-241 "P" Trap 3 Pc. Adapter - Boxed..... 2.72**

**1-1/2" O.D. COMBO  
ABS—BLACK  
POLY "P" TRAP**

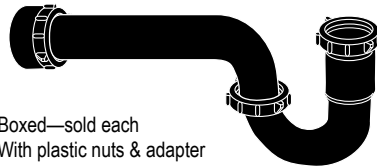


- Bagged – case lots only
- With plastic nuts & adapter
- Combo traps are furnished complete with 3 nuts, reducing washer and outlet adapter to Schedule 40 glue joint.
- Plastic products can be tightened by hand
- Do not use pipe joint compound

**SOLD 25 PER CASE ONLY**

**57-103 ABS—Bagged ..... 1.77**

**1-1/2" O.D. COMBO  
ABS  
POLY "P" TRAP  
BOXED**

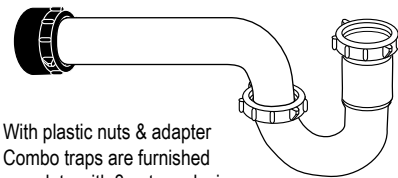


- Boxed—sold each
- With plastic nuts & adapter
- Combo traps are furnished complete with 3 nuts, reducing washer and outlet adapter to Schedule 40 glue joint.
- Plastic products can be tightened by hand
- Do not use pipe joint compound

1 PER BOX - 25 PER CASE

**57-100 ABS—Boxed..... 1.89**

**1-1/2" O.D. COMBO  
ABS—BLACK ADAPTER  
POLY "P" TRAP**



- With plastic nuts & adapter
- Combo traps are furnished complete with 3 nuts, reducing washer and outlet adapter to Schedule 40 glue joint.
- Plastic products can be tightened by hand
- Do not use pipe joint compound

**SOLD 50 PER CASE ONLY**

**56-108 ABS Adapter "P" Trap..... 2.00**

**USE YOUR CREDIT CARD AT TIME OF PURCHASE AND SAVE 2% ON ALL ORDERS,  
SAVE 5% ON ALL ORDERS OVER \$500 OR SAVE 10% ON ALL ORDERS OVER \$1000**

**FAX  
1-800-982-5934**

**www.HODES CO.com**  
PROFERRED PLUMBING PRODUCTS

**PHONE  
1-800-777-6500**

TUBULAR PLASTIC

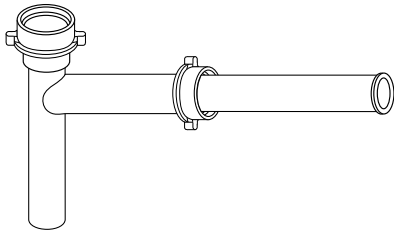
# TUBULAR PLASTIC



## TUBULAR AND SUPPLIES

TUBULAR PLASTIC

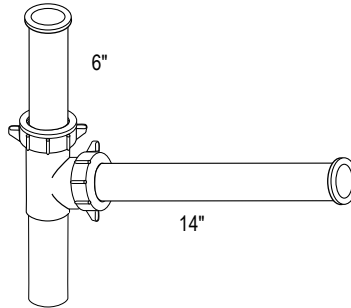
### DISPOSER KIT



1 PER BOX - 25 PER CASE

56-240 Poly Disposer Kit ..... **4.29**

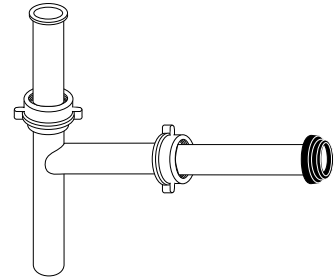
### 1-1/2" O.D. WHITE PVC COMBO DISPOSER HOOK-UP



1 PER BOX - 25 PER CASE

56-121 White PVC Kit ..... **4.56**

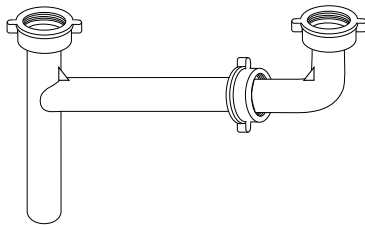
### 1-1/2" O.D. PVC TELESCOPIC DISPOSAL WASTE CLAMPING RING STYLE



1 PER BOX - 25 PER CASE

56-239 ..... **6.50**

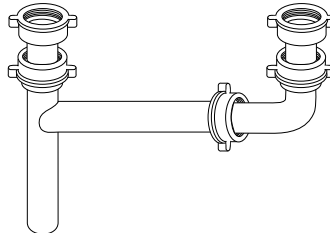
### 1-1/2" O.D. PVC TELESCOPIC TWIN WASTE DIRECT CONNECT BAFFLE TEE



1 PER BOX - 25 PER CASE

56-235 ..... **5.71**

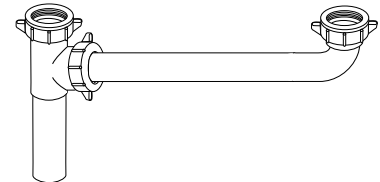
### 1-1/2" O.D. PVC TELESCOPIC TWIN WASTE UNIVERSAL CONNECT WITH BAFFLE TEE



1 PER BOX - 25 PER CASE

56-236 ..... **6.28**

### 1-1/2" O.D. x 16" END OUTLET CONTINUOUS WASTE

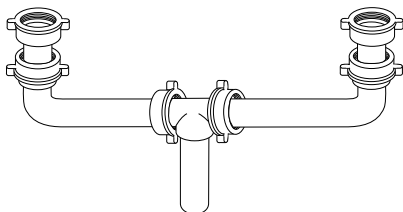


• Furnished with combination slip joint or direct-connect inlets with sanitary baffle tees

1 PER BOX - 25 PER CASE

56-200 White PVC 16" ..... **4.11**  
 57-200 Black ABS 16" ..... **4.11**  
 56-218 White PVC 16" Direct Connect Only. . . **3.67**

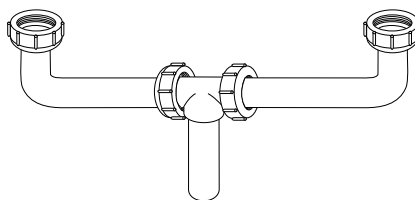
### 1-1/2" O.D. PVC TELESCOPIC CENTER WASTE UNIVERSAL CONNECT WITH BAFFLE TEE



1 PER BOX - 25 PER CASE

56-238 ..... **6.11**

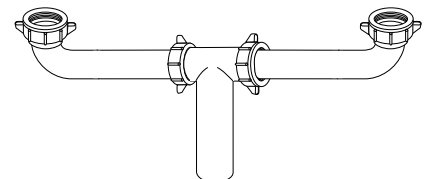
### 1-1/2" O.D. PVC TELESCOPIC CENTER WASTE DIRECT CONNECT WITH BAFFLE TEE



1 PER BOX - 25 PER CASE

56-237 ..... **5.90**

### 1-1/2" x 16" WHITE PVC CENTER OUTLET CONTINUOUS WASTE



1 PER BOX - 25 PER CASE

56-201 White PVC 16" ..... **4.96**


**USE YOUR CREDIT CARD AT TIME OF PURCHASE AND SAVE 2% ON ALL ORDERS, SAVE 5% ON ALL ORDERS OVER \$500 OR SAVE 10% ON ALL ORDERS OVER \$1000**

**FAX 1-800-982-5934**    **www.HODES CO.com**    **PHONE 1-800-777-6500**





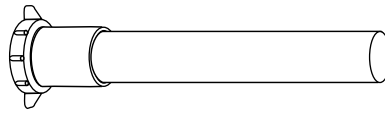
**1-1/2" O.D.  
FLANGED  
TAILPIECE**



25 PER BOX

- 56-222 White PVC 8" ..... **1.05**
- 56-223 White PVC 12" ..... **1.18**
- DOUBLE FLANGED**
- 56-224 White PVC 16" ..... **1.71**
- 57-224 Black ABS 16" ..... **1.71**

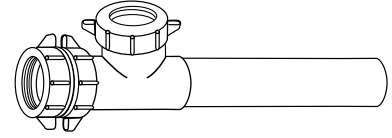
**WHITE PVC SLIP  
EXTENSION TUBE**



25 PER BOX

- 56-242 1-1/2" x 6" ..... **1.11**
- 56-252 1-1/4" x 6" ..... **1.87**
- 56-243 1-1/2" x 8" ..... **1.32**
- 56-244 1-1/2" x 12" ..... **1.56**

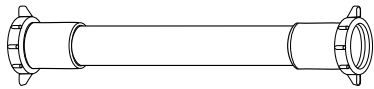
**1-1/2" O.D. x 16" WHITE PVC  
END OUTLET  
CONTINUOUS  
WASTE**



• Furnished with combination slip joint or direct-connect inlets with sanitary baffle tees  
1 PER BOX - 25 PER CASE

- 56-203 Baffle Tee Only ..... **5.04**

**DOUBLE SLIP  
EXTENSION TUBE**



25 PER BOX

- 56-426 White PVC 1-1/4" x 16" ..... **4.85**
- 56-226 White PVC 1-1/2" x 16" ..... **2.90**
- 57-226 Black ABS 1-1/2" X 16" ..... **2.90**


**1-1/2" O.D.  
WHITE PVC COMBO  
WASTE ARM**



1 PER BOX - 25 PER CASE

- 56-205 White PVC 15" Waste Arm ..... **2.36**

**1-1/2" O.D. x 11-1/2"  
WHITE PVC  
DOUBLE OFFSET**

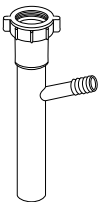


11-1/2"

25 PER BOX

- 56-227 11-1/2" Long PVC Double Offset ..... **4.45**

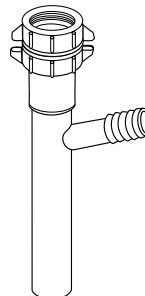
**1-1/2" O.D. PVC  
DIRECT CONNECTION  
DISHWASHER  
TAILPIECE**



25 PER BOX

- 56-232 5/8" O.D. .... **1.41**
- 56-233 7/8" O.D. .... **1.41**

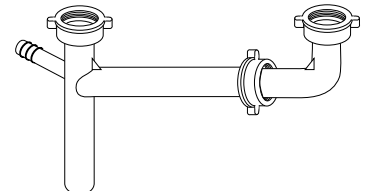
**1-1/2" O.D. PVC  
SLIP JOINT OR  
DIRECT CONNECT  
DISHWASHER  
TAILPIECE**



25 PER BOX

- 56-230 7/8" O.D. .... **3.13**
- 56-231 5/8" O.D. .... **3.13**

**1-1/2" O.D. PVC  
TELESCOPIC  
TWIN WASTE  
DIRECT CONNECT  
WITH DISHWASHER SPOUT  
AND BAFFLE TEE**



1 PER BOX - 15 PER CASE

- 56-245 1/2" SPT ..... **6.88**
- 56-246 3/4" SPT ..... **6.32**

**USE YOUR CREDIT CARD AT TIME OF PURCHASE AND SAVE 2% ON ALL ORDERS,  
SAVE 5% ON ALL ORDERS OVER \$500 OR SAVE 10% ON ALL ORDERS OVER \$1000**



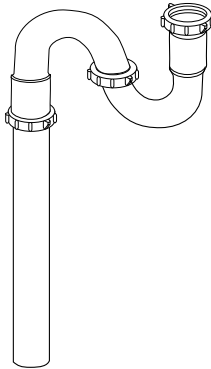
# TUBULAR PLASTIC



## TUBULAR AND SUPPLIES

TUBULAR PLASTIC

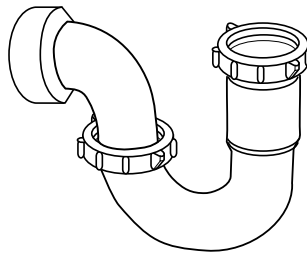
### COMBO PVC "S" TRAP



1 PER BOX - 25 PER CASE

- 56-124 1-1/4" O.D. PVC ..... **8.57**
- 56-120 1-1/2" O.D. PVC ..... **8.57**

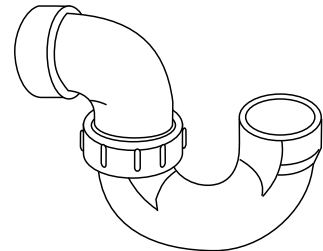
### 1-1/2" O.D. PVC SINK TRAP



1 PER BOX - 25 PER CASE

- 56-111 With Sch. 40 Glue Outlet ..... **3.17**

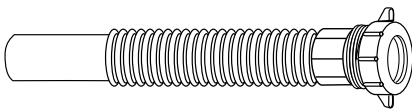
### DWV SWIVEL 1-1/2" "P" TRAP - PVC



1 PER BOX - 25 PER CASE

- 56-109 DWV Swivel 1-1/2" "P"Trap ..... **5.86**

### FLEXI-DRAIN SLIP EXTENSIONS PLASTIC



- Easy way to hook up drains that don't line up

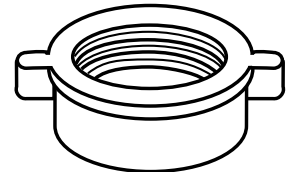
- 56-408 1-1/4" x 9"—Slip joint ..... **2.67**
- 56-410 1-1/2" x 12"—Slip joint ..... **3.26**

### 7" POLY DISPOSER ELBOW WITH GASKET



- 53-322 Disposer Elbow with Gasket. .... **4.71**

### E-Z NUT WITH WING

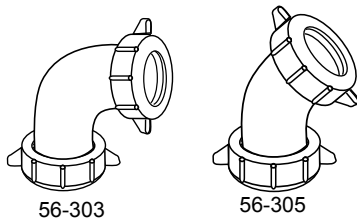


- The E-Z Nut is designed for hand tightening without tools. This is a distinct advantage, particularly in confined spaces. The E-Z Nut's extra depth provides additional thread contact to prevent skipping.
- 25 per bar coded display package
- Priced per each

**SOLD 25 PER PACKAGE ONLY**

- 56-250 1-1/2" EZ Nut ..... **.54¢**

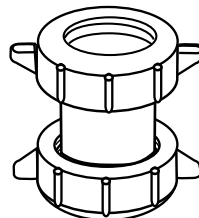
### 1-1/2" TUBULAR PVC SLIP ELBOW



- 6 per bar coded display box
- 25 per case

- 56-303 Slip 90° Ell ..... **1.89**
- 56-305 Slip 45° Ell ..... **1.98**

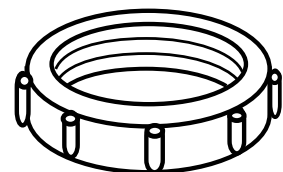
### 1-1/2" TUBULAR PVC STRAIGHT COUPLING



- 6 per bar coded display box
- 25 per case

- 56-301 Straight Coupling ..... **1.98**

### TUBULAR PLASTIC SLIP NUT



- 25 per bar coded display package
- Priced per each

**SOLD 25 PER PACKAGE ONLY**

- 56-215 PVC White 1-1/4" O.D. .... **.41¢**
- 56-210 PVC White 1-1/2" O.D. .... **.17¢**

**USE YOUR CREDIT CARD AT TIME OF PURCHASE AND SAVE 2% ON ALL ORDERS, SAVE 5% ON ALL ORDERS OVER \$500 OR SAVE 10% ON ALL ORDERS OVER \$1000**

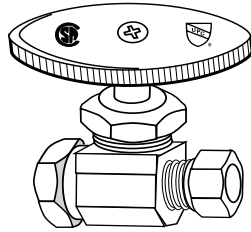
**FAX 1-800-982-5934 www.HODESCO.com PHONE 1-800-777-6500**





**IPS x COMPRESSION**

**SOLID BRASS  
IPS X COMPRESSION  
STRAIGHT STOP  
WITH CELCON STEM**



GENERIC

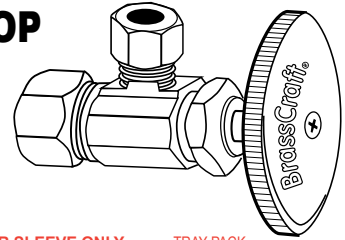
**Brass Craft**  
SOLID BRASS

INDIVIDUALLY  
BOXED!!



(OR10C)  
(OR12C)  
(OR12C)

**IPS X COMPRESSION  
STRAIGHT STOP  
WITH CELCON STEM**

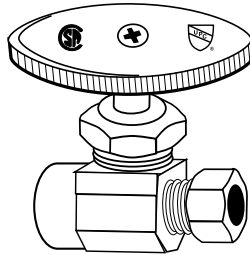


	CHROME PLATED	SOLD 5 PER BOX ONLY	BOX QTY.	
30-100	3/8" IPS x 3/8" O.D. Comp.		(5)	4.44
30-101	1/2" IPS x 3/8" O.D. Comp.		(5)	3.54
30-102	1/2" IPS x 1/2" O.D. Comp.		(5)	8.14

	CHROME PLATED	SOLD 5 BOXES PER SLEEVE ONLY	TRAY PACK	
30-210	3/8" IPS x 3/8" O.D. Comp.		(5)	6.91
30-211	1/2" IPS x 3/8" O.D. Comp.		(5)	6.50
30-611	When purchased by the case of 60		(60)	5.93

**SWEAT x COMPRESSION**

**SOLID BRASS  
SWEAT X COMPRESSION  
STRAIGHT STOP  
WITH BRASS STEM**



GENERIC

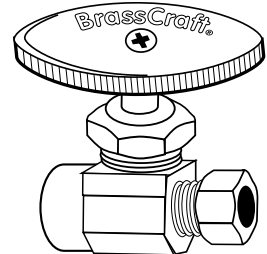
**Brass Craft**  
SOLID BRASS

INDIVIDUALLY  
BOXED!!



(R14C)

**SWEAT X COMPRESSION  
STRAIGHT STOP  
WITH BRASS STEM**

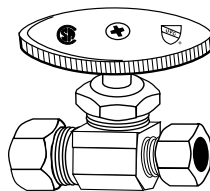


	CHROME PLATED	SOLD 5 PER BOX ONLY	BOX QTY.	
30-108	1/2" SWT x 3/8" O.D. Comp.		(5)	3.78
<b>ROUGH BRASS</b>				
30-308	1/2" SWT x 3/8" O.D. Comp.		(10)	4.38

	CHROME PLATED	SOLD 5 BOXES PER SLEEVE ONLY	TRAY PACK	
30-242	1/2" SWT x 1/4" O.D. Comp.		(5)	10.44
30-208	1/2" SWT x 3/8" O.D. Comp.		(5)	5.91

**COMPRESSION x COMPRESSION**

**SOLID BRASS  
COMPRESSION X COMPRESSION  
STRAIGHT STOP  
WITH CELCON STEM**



GENERIC

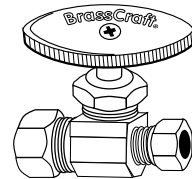
**Brass Craft**  
SOLID BRASS

INDIVIDUALLY  
BOXED!!



(OCR14R)  
(OCR14C)  
(OCR34C)

**COMPRESSION X COMPRESSION  
STRAIGHT STOP  
WITH CELCON STEM**



	ROUGH BRASS	SOLD IN BOX QTY ONLY	BOX QTY.	
30-106	5/8" O.D. Comp x 3/8" O.D. Comp.		(5)	3.78
<b>CHROME PLATED</b>				
30-112	3/8" O.D. Comp x 3/8" O.D. Comp.		(5)	4.87
30-105	5/8" O.D. Comp x 3/8" O.D. Comp.		(10)	3.81
30-107	5/8" O.D. Comp x 1/2" O.D. Comp.		(5)	9.34
<b>POLISHED BRASS</b>				
30-805	5/8" O.D. Comp x 3/8" O.D. Comp.		(10)	11.78

	ROUGH BRASS	SOLD 5 BOXES PER SLEEVE ONLY	TRAY PACK	
30-206	5/8" O.D. Comp x 3/8" O.D. Comp.		(5)	5.56
30-606	When purchased by the case of 60		(60)	4.88
<b>CHROME PLATED</b>				
30-205	5/8" O.D. Comp x 3/8" O.D. Comp.		(5)	5.70
30-605	When purchased by the case of 60		(60)	5.02
30-207	5/8" O.D. Comp x 1/2" O.D. Comp.		(5)	11.12

**USE YOUR CREDIT CARD AT TIME OF PURCHASE AND SAVE 2% ON ALL ORDERS,  
SAVE 5% ON ALL ORDERS OVER \$500 OR SAVE 10% ON ALL ORDERS OVER \$1000**

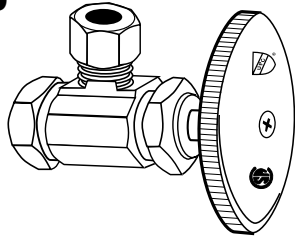
# ANGLE SUPPLY STOPS



## TUBULAR AND SUPPLIES

### IPS x COMPRESSION

**SOLID BRASS**  
IPS X COMPRESSION  
**ANGLE STOP**  
WITH CELCON STEM



**COMPARE**  
**GENERIC**

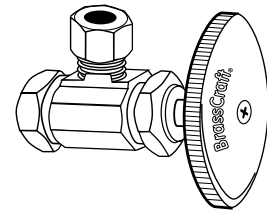
**Brass Craft**

INDIVIDUALLY  
BOXED!!



(OR15C)  
(OR07C)  
(OR17C)

**SOLID BRASS**  
IPS X COMPRESSION  
**ANGLE STOP**  
WITH CELCON STEM

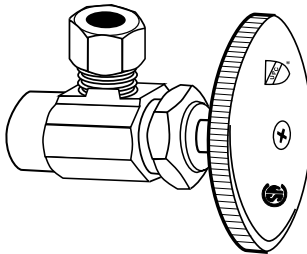


CHROME PLATED	SOLD IN BOX QTY ONLY	BOX QTY	
30-130	3/8" IPS x 3/8" O.D. Comp	(10)	3.64
30-165	1/2" IPS x 1/4" O.D. Comp	(5)	6.61
30-131	1/2" IPS x 3/8" O.D. Comp	(5)	4.13

CHROME PLATED	SOLD 5 BOXES PER SLEEVE ONLY	SLEEVE QTY	
30-230	3/8" IPS x 3/8" O.D. Comp	(5)	6.08
30-265	1/2" IPS x 1/4" O.D. Comp	(5)	7.78
30-231	1/2" IPS x 3/8" O.D. Comp	(5)	5.51
30-233	1/2" IPS x 7/16" Slip Joint	(5)	4.96

### SWEAT x COMPRESSION

**SOLID BRASS**  
SWEAT X COMPRESSION  
**ANGLE STOP**  
WITH BRASS STEM



**COMPARE**  
**GENERIC**

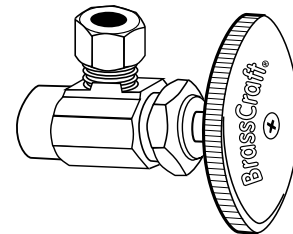
**Brass Craft**

INDIVIDUALLY  
BOXED!!



(R19C)

**SOLID BRASS**  
SWEAT X COMPRESSION  
**ANGLE STOP**  
WITH BRASS STEM

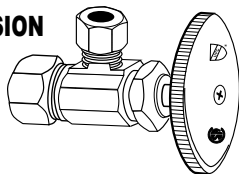


CHROME PLATED	SOLD IN BOX QTY ONLY	BOX QTY	
30-140	1/2" SWT x 3/8" O.D. Comp	(5)	4.40
<b>ROUGH BRASS</b>			
30-141	1/2" SWT x 3/8" O.D. Comp	(5)	5.28

CHROME PLATED	SOLD 5 BOXES PER SLEEVE ONLY	SLEEVE QTY	
30-212	1/2" SWT x 1/4" O.D. Comp	(5)	7.72
30-240	1/2" SWT x 3/8" O.D. Comp	(5)	5.13
<b>ROUGH BRASS</b>			
30-241	1/2" SWT x 3/8" O.D. Comp	(5)	4.56

### COMPRESSION x COMPRESSION

**SOLID BRASS**  
COMPRESSION X COMPRESSION  
**ANGLE STOP**  
WITH CELCON STEM



**COMPARE**  
**GENERIC**

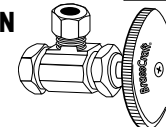
**Brass Craft**

INDIVIDUALLY  
BOXED!!



(OCR19R)  
(OCR09C)  
(OCR19C)  
(OCR39C)

**SOLID BRASS**  
COMPRESSION X COMPRESSION  
**ANGLE STOP**  
WITH CELCON STEM



ROUGH BRASS	SOLD IN BOX QTY ONLY	BOX QTY	
30-136	5/8" O.D. Comp x 3/8" O.D. Comp	(5)	3.54
<b>CHROME PLATED</b>			
30-166	5/8" O.D. Comp x 1/4" O.D. Comp	(5)	5.56
30-135	5/8" O.D. x 3/8" O.D.	(10)	3.26
30-337	5/8" O.D. x 3/8" O.D. with brass stem	(5)	4.73
30-137	5/8" O.D. Comp x 1/2" O.D. Comp	(5)	9.76
<b>POLISHED BRASS</b>			
30-935	5/8" O.D. Comp x 3/8" O.D. Comp	(5)	12.21

ROUGH BRASS	SOLD 5 BOXES PER SLEEVE ONLY	SLEEVE QTY	
30-236	5/8" O.D. Comp x 3/8" O.D. Comp	(5)	4.77
30-636	When purchased by the case of 60		4.46
<b>CHROME PLATED</b>			
30-266	5/8" O.D. Comp x 1/4" O.D. Comp	(5)	10.01
30-235	5/8" O.D. Comp x 3/8" O.D. Comp	(5)	5.13
30-635	When purchased by the case of 60		4.77
30-237	5/8" O.D. Comp x 1/2" O.D. Comp	(5)	6.63
30-238	5/8" O.D. Comp x 7/16" Slip Joint	(5)	6.63

**USE YOUR CREDIT CARD AT TIME OF PURCHASE AND SAVE 2% ON ALL ORDERS, SAVE 5% ON ALL ORDERS OVER \$500 OR SAVE 10% ON ALL ORDERS OVER \$1000**

**FAX 1-800-982-5934 www.HODESCO.com PHONE 1-800-777-6500**



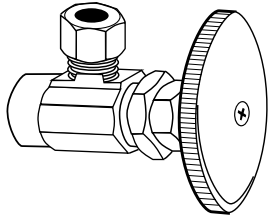
ANGLE SUPPLY STOPS

**TUBULAR  
AND SUPPLIES**



**SUPPLY STOPS**

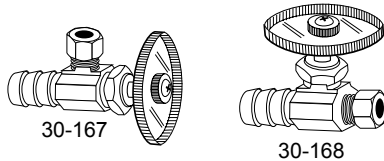
**SOLID BRASS  
CPVC WELD INLET X  
COMPRESSION  
ANGLE STOP  
WITH CELCON STEM**



CHROME PLATED  
30-180 1/2" CPVC x 3/8" O.D. Comp. (5) . . . **7.05**

BOX  
QTY.

**PEX  
1/2 BARB X 3/8 COMP. STOPS  
FOR PEX**

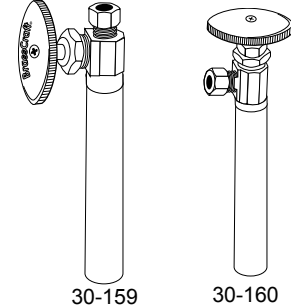


- Chrome plated brass
- Fits Pex cross-linked polyethylene tubing
- Pex fittings NOT interchangeable with current polybutylene pipe insert fittings and crimp rings
- Stop contains 3 barbs

30-167 Angle Stop . . . . . (10) . . . . . **4.71**  
30-168 Straight Stop . . . . . (10) . . . . . **4.71**

BOX  
QTY.

**Brass Craft**  
3/8 SWEAT X 1/2 CC X 5 CP  
STOPS



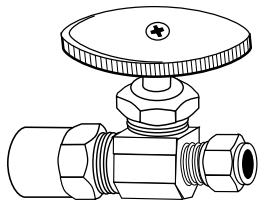
30-159 Straight Stop . . . . . **15.31**  
30-160 Angle Stop . . . . . **15.31**

30-159

30-160

SUPPLY STOPS


**SOLID BRASS  
CPVC WELD INLET X  
COMPRESSION  
STRAIGHT STOP  
WITH CELCON STEM**



CHROME PLATED  
30-190 1/2" CPVC x 3/8" O.D. Comp. (5) . . . **7.05**

BOX  
QTY.

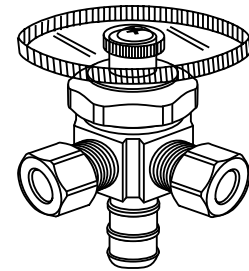
**Brass Craft** (CR1901DUS-R)  
**SOLID PLAIN BRASS** (CR1900DUS-R)  
COMPRESSION X COMPRESSION  
**DUAL ANGLE STOP  
FOR SINK/DISHWASHER SUPPLY  
WITH CELCON STEM**



30-250 5/8" O.D. Comp Inlet x 3/8" O.D. Comp Outlets **22.29**  
30-251 5/8" O.D. Comp Inlet x 3/8" x 1/4 O.D. Comp Outlet **22.29**

**Brass Craft** (BRPX190/LR-R)

INDIVIDUALLY  
BOXED!



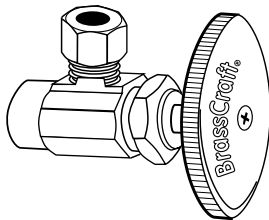
• Solid brass  
• Celcon stem  
ROUGH BRASS  
30-273 1/2" PEX x 3/8" x 3/8" O.D. . . . (5) . . . **15.03**

TRAY  
PACK

**Brass Craft**  
**SOLID BRASS  
CPVC WELD INLET X  
COMPRESSION  
ANGLE STOP  
WITH CELCON STEM**



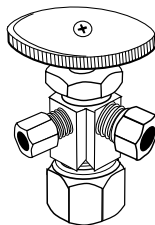
INDIVIDUALLY  
BOXED!



CHROME PLATED  
30-280 1/2" CPVC x 3/8" O.D. Comp. (5) . . . **10.24**

BOX  
QTY.

**THREE WAY  
SUPPLY STOP  
WITH CELCON STEM**



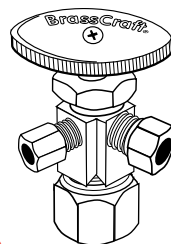
- Solid brass
- Celcon stem

ROUGH BRASS  
30-475 1/2" IPS x 3/8" O.D. x 3/8" O.D.. (10) . **4.59**  
30-476 1/2" IPS x 3/8" O.D. x 1/4" O.D. (10) . **4.59**  
30-172 5/8" O.D. Com x 3/8" O.D. x 3/8" O.D. (5) . **8.89**  
CHROME PLATED  
30-171 5/8" O.D. Com x 3/8" O.D. x 3/8" O.D. (5) . **10.88**

BOX  
QTY.

**Brass Craft** (CR190/LR-R)  
**THREE WAY  
SUPPLY STOP  
WITH CELCON STEM**

INDIVIDUALLY  
BOXED!



• Solid brass  
• Celcon stem  
ROUGH BRASS  
30-272 5/8" O.D. Comp x 3/8" O.D. x 3/8" O.D.. (5) . **13.70**  
CHROME PLATED  
30-169 5/8" O.D. Comp x 3/8" O.D. x 1/4" O.D. (5) **13.70**

TRAY  
PACK

COMPARABLE  
BRASS CRAFT  
GENERIC

**USE YOUR CREDIT CARD AT TIME OF PURCHASE AND SAVE 2% ON ALL ORDERS,  
SAVE 5% ON ALL ORDERS OVER \$500 OR SAVE 10% ON ALL ORDERS OVER \$1000**

**FAX 1-800-982-5934 www.HODESCO.com PHONE 1-800-777-6500**

# SHOME VALVE

## Quarter Turn Ball Type Supply Stops

- Forged Brass Construction • Anti-Seize Ball System • Double O-Ring Stem Seal
- Ten Year Guarantee • Ergonomic Oval Handle • Teflon Packings
- Certified to Exceed NSF Standards 61, Section 9 • Brass Ferrules
- UPC/IAPMO/CSA Approved • ISO Quality System Certified
- Individually Boxed • Five Boxes Per Sleeve
- 100 Boxes Per Case

Inside & Out . . .  
The best stop in the business.

EXCLUSIVE



PRODUCT



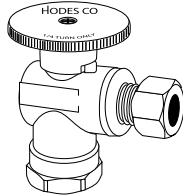


**SHOME QUARTER TURN  
TEN YEAR GUARANTEED SUPPLY STOPS**



**CHROME PLATED FORGED BRASS QUARTER  
TURN BALL PATTERN ANGLE STOPS**

- Prevents leaks
- Forged brass construction
- Quarter turn ball system
- Certified to exceed NSF standards 61, section 9 - low lead by IAPMO
- UPC IAPMO approved
- Double O-ring stem seal
- Teflon packings
- Brass ferrules
- ISO certified quality
- 10 year guarantee
- 120 per case



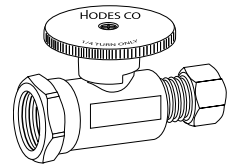
INDIVIDUALLY BOXED  
SOLD 5 BOXES PER SLEEVE ONLY

- 30-730 3/8" IPS Inlet x 3/8" O.D. Outlet Angle Stop ..... **3.81**
- 30-731 1/2" IPS Inlet x 3/8" O.D. Outlet Angle Stop ..... **3.92**



**CHROME PLATED FORGED BRASS  
QUARTER TURN BALL PATTERN  
STRAIGHT STOPS**

- Prevents leaks
- Forged brass construction
- Quarter turn ball system
- Certified to exceed NSF standards 61, section 9 - low lead by IAPMO
- UPC IAPMO approved
- Double O-ring stem seal
- Brass ferrules
- Teflon packings
- ISO certified quality
- 10 year guarantee
- 120 per case



INDIVIDUALLY BOXED  
SOLD 5 BOXES PER SLEEVE ONLY

- 30-700 3/8" IPS Inlet x 3/8" O.D. Outlet Straight Stop ..... **3.89**
- 30-701 1/2" IPS Inlet x 3/8" O.D. Outlet Straight Stop ..... **4.23**

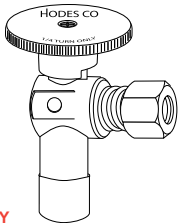


**SWEAT x COMPRESSION**



**CHROME PLATED FORGED BRASS QUARTER  
TURN BALL PATTERN ANGLE STOPS**

- Prevents leaks
- Forged brass construction
- Quarter turn ball system
- Certified to exceed NSF standards 61, section 9 - low lead by IAPMO
- UPC IAPMO approved
- Double O-ring stem seal
- Teflon packings
- Brass ferrules
- ISO certified quality
- 10 year guarantee
- 120 per case



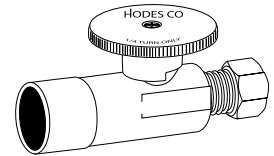
INDIVIDUALLY BOXED  
SOLD 5 BOXES PER SLEEVE ONLY

- 30-740 1/2" Nom. Sweat Inlet x 3/8" O.D. Outlet Angle Stop ..... **4.20**
- 30-780 1/2" CPVC x 3/8" O.D. Outlet Angle Stop ..... **6.37**



**CHROME PLATED FORGED BRASS  
QUARTER TURN BALL PATTERN  
STRAIGHT STOPS**

- Prevents leaks
- Forged brass construction
- Quarter turn ball system
- Certified to exceed NSF standards 61, section 9 - low lead by IAPMO
- UPC IAPMO approved
- Double O-ring stem seal
- Brass ferrules
- Teflon packings
- ISO certified quality
- 10 year guarantee
- 120 per case



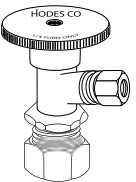
INDIVIDUALLY BOXED  
SOLD 5 BOXES PER SLEEVE ONLY

- 30-708 1/2" Nom. Sweat Inlet x 3/8" O.D. Outlet Straight Stop ..... **4.17**
- 30-790 1/2" CPVC x 3/8" O.D. Outlet Straight Stop ..... **6.28**



**CHROME PLATED FORGED BRASS QUARTER  
TURN BALL PATTERN ANGLE STOPS**

- Prevents leaks
- Forged brass construction
- Quarter turn ball system
- Certified to exceed NSF standards 61, section 9 - low lead by IAPMO
- UPC IAPMO approved
- Teflon packings
- Double O-ring stem seal
- Brass ferrules
- ISO certified quality
- 10 year guarantee
- 120 per case



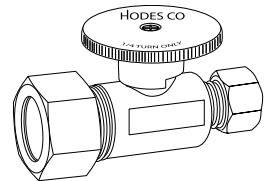
INDIVIDUALLY BOXED  
SOLD 5 BOXES PER SLEEVE ONLY

- 30-735 5/8" (1/2" Nom.) O.D. Inlet x 3/8" O.D. Outlet Angle Stop ..... **4.23**
- 30-766 5/8" (1/2" Nom.) O.D. Inlet x 1/4" O.D. Outlet Angle Stop ..... **6.52**
- 30-737 5/8" (1/2" Nom.) O.D. Inlet x 7/16" Slip Joint Angle Stop ..... **6.52**



**CHROME PLATED FORGED BRASS  
QUARTER TURN BALL PATTERN  
STRAIGHT STOPS**

- Prevents leaks
- Forged brass construction
- Quarter turn ball system
- Certified to exceed NSF standards 61, section 9 - low lead by IAPMO
- UPC IAPMO approved
- Double O-ring stem seal
- Brass ferrules
- Teflon packings
- ISO certified quality
- 10 year guarantee
- 120 per case



INDIVIDUALLY BOXED  
SOLD 5 BOXES PER SLEEVE ONLY

- 30-705 5/8" O.D. ( 1/2" Nom.) Inlet x 3/8" O.D. Outlet Straight Stop ..... **4.36**



**DUAL OUTLET**

**RETRO VALVE**

**PEX**



**CHROME PLATED FORGED BRASS  
QUARTER TURN BALL PATTERN STOPS**

- Prevents leaks
- Forged brass construction
- Quarter turn ball system
- Certified to exceed NSF standards 61, section 9 - low lead by IAPMO
- UPC IAPMO approved
- Double O-ring stem seal
- ISO certified quality
- 10 year guarantee
- 120 per case
- Teflon packings
- Brass ferrules



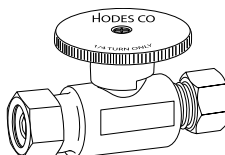
INDIVIDUALLY BOXED  
SOLD 5 BOXES PER SLEEVE ONLY

- 30-771 5/8" Comp x 3/8" O.D. x 3/8" O.D. ... **6.18**
- 30-772 5/8" Comp x 3/8" O.D. x 1/4" O.D. ... **6.18**



**CHROMED PLATED FORGED BRASS  
QUARTER TURN STRAIGHT STOP  
RETRO VALVE 3/8" OD**

- Prevents leaks
- Quarter turn ball system
- Double O-ring stem seal
- Brass ferrules
- Teflon packings
- 20 per carton, 120 per case

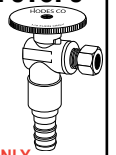


- 30-722 3/8" O.D. Retro Valve Straight Stop .. **5.74**



**CHROME PLATED FORGED BRASS  
QUARTER TURN BALL PATTERN STOPS**

- Prevents leaks
- Forged brass construction
- Quarter turn ball system
- Certified to exceed NSF standards 61, section 9 - low lead by IAPMO
- UPC IAPMO approved
- Double O-ring stem seal
- ISO certified quality
- 10 year guarantee
- 120 per case
- Teflon packings
- Brass ferrules



INDIVIDUALLY BOXED  
SOLD 5 BOXES PER SLEEVE ONLY

- 30-767 1/2" BARB X 3/8" O.D. Outlet Angle . **3.98**
- 30-768 1/2" BARB X 3/8" O.D. Outlet Straight . **4.20**



**USE YOUR CREDIT CARD AT TIME OF PURCHASE AND SAVE 2% ON ALL ORDERS,  
SAVE 5% ON ALL ORDERS OVER \$500 OR SAVE 10% ON ALL ORDERS OVER \$1000**

**FAX  
1-800-982-5934**

**www.HODESCO.com**

**PHONE  
1-800-777-6500**

# DAHL 1/4 TURN BALL PATTERN SUPPLY STOP

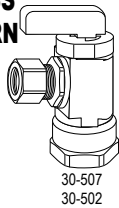


## TUBULAR AND SUPPLIES



### CHROME PLATED FORGED BRASS IPS X O.D. ANGLE QUARTER TURN BALL PATTERN SUPPLY STOP

- Prevents leaks
- Hi-temp viton seats
- Chrome plated
- Individual display package
- Cut-away case bin box — 24 per case

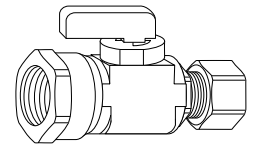


## IPS x COMPRESSION



### CHROME PLATED BRASS IPS X O.D. STRAIGHT QUARTER TURN BALL PATTERN SUPPLY STOP

- Prevents leaks
- Chrome plated
- Individual display package
- Cut-away case bin box — 24 per case



30-507	3/8" IPS Inlet x 3/8" O.D. Outlet Angle Supply Stop	8.20
30-502	1/2" IPS Inlet x 3/8" O.D. Outlet Angle Supply Stop	8.79
30-224	1/2" IPS Inlet x Hose Angle Supply Stop	8.42

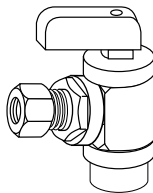
30-517	3/8" IPS Inlet x 3/8" O.D. Outlet Straight Supply Stop	8.84
30-512	1/2" IPS Inlet x 3/8" O.D. Outlet Straight Supply Stop	9.42
30-515	1/2" FIP Inlet x 1/2" O.D. Outlet Straight Supply Stop	<b>NEW</b> 9.89



### CHROME PLATED FORGED BRASS 1/2" SWEAT INLET ANGLE

### QUARTER TURN BALL PATTERN SUPPLY STOP

- Prevents leaks
- Chrome plated Hi-temp viton seats
- Individual display package
- Cut-away case bin box — 24 per case

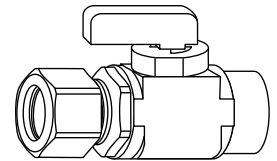


## SWEAT x COMPRESSION



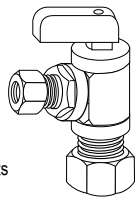
### CHROME PLATED FORGED BRASS 1/2" SWT INLET STRAIGHT QUARTER TURN BALL PATTERN SUPPLY STOP

30-510	1/2" SWT x 3/8" O.D. Straight Supply Stop	6.56
30-514	1/2" SWT x 1/2" O.D. Straight Supply Stop	7.51



### CHROME PLATED BRASS O.D. X O.D. ANGLE 1/4 TURN BALL PATTERN SUPPLY STOP

- Prevents leaks
- Individual display package
- Cut-away case bin box — 24 per case
- Chrome plated
- Hi-temp viton seats



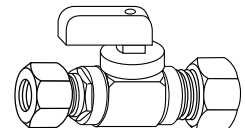
## COMPRESSION x COMPRESSION



### CHROME PLATED BRASS O.D. X O.D. STRAIGHT QUARTER TURN BALL PATTERN SUPPLY STOP

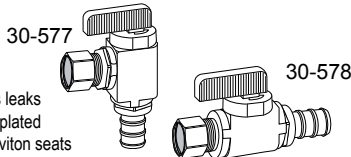
30-518	3/8" O.D. Inlet x 3/8" O.D. Outlet Straight Supply Stop	9.25
30-519	5/8" O.D. Inlet x 1/4" O.D. Outlet Straight Supply Stop	8.72
30-511	5/8" O.D. Inlet x 3/8" O.D. Outlet Straight Supply Stop	7.78
30-513	5/8" O.D. Inlet x 1/2" O.D. Outlet Straight Supply Stop	8.62

- Prevents leaks
- Chrome plated
- Individual display package
- Cut-away case bin box — 24 per case



### CHROME PLATED FORGED BRASS QUARTER TURN PEX STOPS

- Prevents leaks
- Chrome plated
- Hi-temp viton seats
- Individual display package
- Cut-away case bin box — 24 per case

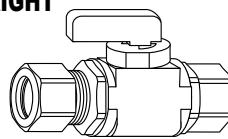


## RETRO VALVE



### CHROME PLATED FORGED BRASS 1/4 TURN RETRO VALVE STRAIGHT

- Prevents leaks
- Chrome plated
- Individual display package
- Cut-away case bin box — 24 per case



## QUICK GRIP



### CHROME PLATED FORGED BRASS QUARTER TURN PEX STOPS

- Prevents leaks
- Chrome plated
- Individual display package
- Cut-away case bin box — 24 per case



30-228	1/2" QG x 3/8" O.D. Angle Stop	16.76
30-248	1/2" QG x 3/8" O.D. Straight Stop	17.34

30-577	1/2" PEX x 3/8" O.D. Angle Stop	7.20
30-578	1/2" PEX x 3/8" O.D. Straight Stop	7.20

30-522	3/8 O.D. Female Comp x 3/8 O.D.	9.45
--------	---------------------------------	------

**USE YOUR CREDIT CARD AT TIME OF PURCHASE AND SAVE 2% ON ALL ORDERS,  
SAVE 5% ON ALL ORDERS OVER \$500 OR SAVE 10% ON ALL ORDERS OVER \$1000**

**Fax 1-800-982-5934 www.HODESCO.com PHONE 1-800-777-6500**





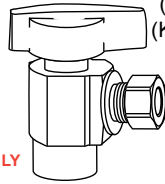
**BRASS CRAFT KWIK TURN QUARTER TURN SUPPLY STOPS**

**Brass Craft**  
KWIK TURN™

**CHROME PLATED FORGED BRASS QUARTER TURN ANGLE STOPS**

- Prevents leaks
- Forged brass construction
- Quarter turn ball system
- Certified to exceed NSF standards 61, section 9 - low lead by IAPMO
- UPC IAPMO approved
- Double O-ring stem seal
- Brass ferrules
- ISO certified quality
- Satisfaction guaranteed
- 60 per case

**INDIVIDUALLY BOXED  
SOLD 5 BOXES PER SLEEVE ONLY**



- 30-530 3/8" IPS Inlet x 3/8" O.D. Outlet Angle Stop ..... **7.80**
- 30-531 1/2" IPS Inlet x 3/8" O.D. Outlet Angle Stop ..... **7.80**
- 30-533 1/2" IPS Inlet x 7/16" Slip Joint Angle Stop ..... **7.97**

**IPS x COMPRESSION**

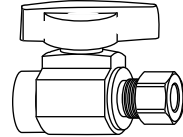


**Brass Craft**  
KWIK TURN™

**CHROME PLATED FORGED BRASS QUARTER TURN BALL PATTERN STRAIGHT STOPS**

- Prevents leaks
- Forged brass construction
- Quarter turn ball system
- Certified to exceed NSF standards 61, section 9 - low lead by IAPMO
- UPC IAPMO approved
- Double O-ring stem seal
- Brass ferrules
- ISO certified quality
- Satisfaction guaranteed
- 60 per case

**INDIVIDUALLY BOXED  
SOLD 5 BOXES PER SLEEVE ONLY**



- 30-550 3/8" IPS Inlet x 3/8" O.D. Outlet Straight Stop ..... **7.80**
- 30-551 1/2" IPS Inlet x 3/8" O.D. Outlet Straight Stop ..... **7.80**

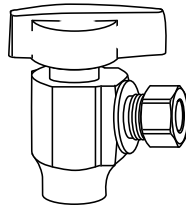
SUPPLY STOPS

**Brass Craft**  
KWIK TURN™

**CHROME PLATED FORGED BRASS QUARTER TURN ANGLE STOPS**

- Prevents leaks
- Forged brass construction
- Quarter turn ball system
- Certified to exceed NSF standards 61, section 9 - low lead by IAPMO
- UPC IAPMO approved
- Double O-ring stem seal
- Brass ferrules
- ISO certified quality
- Satisfaction guaranteed
- 60 per case

**INDIVIDUALLY BOXED  
SOLD 5 BOXES PER SLEEVE ONLY**



- 30-540 1/2" Nom. Sweat Inlet x 3/8" O.D. Outlet Angle Stop ..... **7.23**

**SWEAT x COMPRESSION**

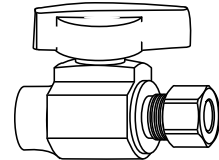


**Brass Craft**  
KWIK TURN™

**5/8" OD KWIK TURN™ CHROME PLATED FORGED BRASS QUARTER TURN BALL PATTERN STRAIGHT STOPS**

- Prevents leaks
- Forged brass construction
- Quarter turn ball system
- Certified to exceed NSF standards 61, section 9 - low lead by IAPMO
- UPC IAPMO approved
- Double O-ring stem seal
- Brass ferrules
- ISO certified quality
- Satisfaction guaranteed
- 60 per case

**INDIVIDUALLY BOXED  
SOLD 5 BOXES PER SLEEVE ONLY**



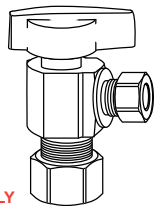
- 30-508 1/2" Nom. Sweat Inlet x 3/8" O.D. Outlet Straight Stop ..... **6.68**

**Brass Craft**  
KWIK TURN™

**CHROME PLATED FORGED BRASS QUARTER TURN ANGLE STOPS**

- Prevents leaks
- Forged brass construction
- Quarter turn ball system
- Certified to exceed NSF standards 61, section 9 - low lead by IAPMO
- UPC IAPMO approved
- Double O-ring stem seal
- Brass ferrules
- ISO certified quality
- Satisfaction guaranteed
- 60 per case

**INDIVIDUALLY BOXED  
SOLD 5 BOXES PER SLEEVE ONLY**



- 30-535 5/8" (1/2" Nom.) O.D. Inlet x 3/8" O.D. Outlet Angle Stop ..... **7.08**
- 30-566 5/8" (1/2" Nom.) O.D. Inlet x 1/4" O.D. Outlet Angle Stop ..... **11.96**
- 30-538 5/8" (1/2" Nom.) O.D. Inlet x 7/16" Slip Joint Angle Stop ..... **10.51**

**COMPRESSION x COMPRESSION**

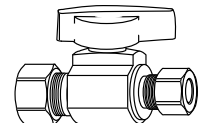


**Brass Craft**  
KWIK TURN™

**CHROME PLATED FORGED BRASS QUARTER TURN BALL PATTERN STRAIGHT STOPS**

- Prevents leaks
- Forged brass construction
- Quarter turn ball system
- Certified to exceed NSF standards 61, section 9 - low lead by IAPMO
- UPC IAPMO approved
- Double O-ring stem seal
- Brass ferrules
- ISO certified quality
- Satisfaction guaranteed
- 60 per case

**INDIVIDUALLY BOXED  
SOLD 5 BOXES PER SLEEVE ONLY**



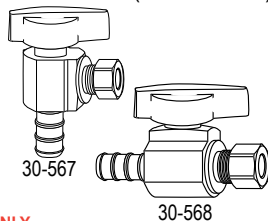
- 30-505 5/8" O.D. (1/2" Nom.) Inlet x 3/8" O.D. Outlet Straight Stop ..... **8.48**
- 30-564 5/8" O.D. (1/2" Nom.) Inlet x 7/16" Slip Joint Straight Stop ..... **11.69**

**Brass Craft**  
KWIK TURN™

**CHROME PLATED FORGED BRASS QUARTER TURN STOPS**

- Prevents leaks
- Forged brass construction
- Quarter turn ball system
- Certified to exceed NSF standards 61, section 9 - low lead by IAPMO
- UPC IAPMO approved
- Double O-ring stem seal
- Brass ferrules
- ISO certified quality
- Satisfaction guaranteed
- 60 per case

**INDIVIDUALLY BOXED  
SOLD 5 BOXES PER SLEEVE ONLY**



- 30-567 1/2" PEX BARB X 3/8" O.D. Outlet Angle Stop ..... **10.25**
- 30-568 1/2" PEX BARB X 3/8" O.D. Outlet Straight Stop ..... **10.57**

**PEX**



**FOR THE BEST POSSIBLE VALUE IN SUPPLY STOPS WE RECOMMEND**

OUR **SHOME VALVE** BRAND.

SEE PAGE 86.

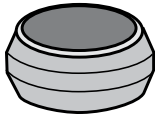
**USE YOUR CREDIT CARD AT TIME OF PURCHASE AND SAVE 2% ON ALL ORDERS, SAVE 5% ON ALL ORDERS OVER \$500 OR SAVE 10% ON ALL ORDERS OVER \$1000**

# SUPPLY FLANGES AND PARTS



# TUBULAR AND SUPPLIES

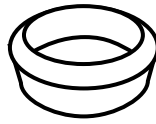
## COMPRESSION BRASS FERRULE



SOLD 25 PER PACKAGE ONLY

72-486	1/4" OD	.23¢
72-487	3/8" OD	.23¢
72-488	1/2" OD	.25¢
72-489	5/8" OD	.33¢
72-490	7/8" OD	.59¢

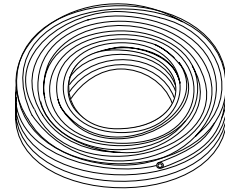
## PLASTIC FERRULE DELRIN SLEEVE



SOLD IN PACKAGE QUANTITY ONLY

72-494	1/4" OD	(100)	.18¢
72-495	3/8" OD	(100)	.18¢
72-496	1/2" OD	(25)	.21¢
72-233	5/8" OD	(25)	.23¢

## POLYETHYLENE ICE MAKER TUBING



MILKY WHITE COLOR

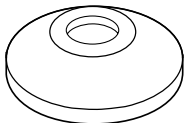
SOLD IN COILS OF 100 FEET ONLY

PRICED PER FOOT

73-214	1/4" OD x .17 ID	(100)	.35¢
--------	------------------	-------	------

SUPPLIES

## POLYBUTYLENE-WHITE PLASTIC FLANGE SHALLOW

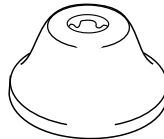


• Can be cut for split flange

SOLD 25 PER PACKAGE ONLY

36-182	1/2" CC	.23¢
--------	---------	------


## CHROME PLATED STEEL FLANGE DEEP



SOLD 25 PER PACKAGE ONLY

36-175	5/8" OD	.81¢
36-176	3/8" IPS	.88¢
36-177	1/2" IPS	.94¢

## TYPE L-SOFT COPPER TUBING



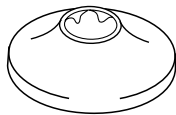
• ID's are 1/8" less than OD's

SOLD IN 60 FOOT COILS ONLY

PRICED PER FOOT

73-171	1/4" ID Type-L Soft Copper Tubing	2.00
73-172	3/8" ID Type-L Soft Copper Tubing	2.95

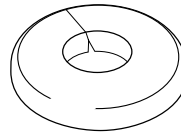
## STEEL FLANGE SHALLOW



SOLD IN PACKAGE QUANTITY ONLY

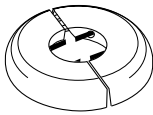
FOR COPPER		PKG. QTY.
36-165	1/2" CC Chrome plated	(100) .23¢
36-166	3/4" CC Chrome plated	(25) .27¢
FOR IRON PIPE		
36-167	3/8" IPS Chrome plated	(25) .21¢
36-168	1/2" IPS Chrome plated	(25) .23¢
36-169	3/4" IPS Chrome plated	(25) .69¢

## CHROME PLASTIC SECTIONAL FLANGE



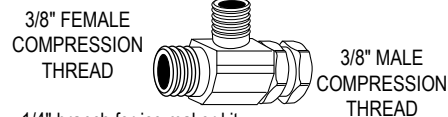
FOR IRON PIPE		12 PER BOX
70-650	1/2" IPS	1.18
70-651	3/4" IPS	1.33
70-652	1" IPS	1.41
70-654	1-1/2" IPS	1.53
70-655	2" IPS	1.65
70-656	2-1/2" IPS	3.96
FOR COPPER		12 PER BOX
70-662	1/2" CC	1.18
70-663	3/4" CC	1.33
70-664	1" CC	1.41

## CHROME PLATED HEAVY GAUGE STEEL SECTIONAL FLANGE WITH SPRING CLIP




FOR IRON PIPE		12 PER BOX
70-361	1/2" IPS	4.59
70-365	1-1/2" IPS	5.28
FOR COPPER		12 PER BOX
70-351	1/2" CC	4.59

## SOLID PLAIN BRASS THREE WAY IN-LINE SUPPLY ADAPTER



3/8" FEMALE COMPRESSION THREAD		3/8" MALE COMPRESSION THREAD
• 1/4" branch for ice maker kit		
• 3/8" branch for glass filler installation		BOX QTY.
31-204	1/4" Comp Branch	(10) 8.86
31-203	3/8" Comp Branch	(10) 8.86

## REFRIGERATION COPPER TUBING



SOLD IN 50 FOOT COILS ONLY

PRICED PER FOOT

73-170	1/4" OD Refrigeration Copper Tubing	2.00
--------	-------------------------------------	------

USE YOUR CREDIT CARD AT TIME OF PURCHASE AND SAVE 2% ON ALL ORDERS, SAVE 5% ON ALL ORDERS OVER \$500 OR SAVE 10% ON ALL ORDERS OVER \$1000

FAX 1-800-982-5934 www.HODES CO.com PHONE 1-800-777-6500



**TUBULAR AND SUPPLIES**



**SUPPLY TUBES**

**SINK & LAVATORY SUPPLY TUBE**  
POLISHED CHROME PLATED  
COPPER 3/8" O.D. - ONE PIECE



SOLD IN BOX QTY. ONLY



BOX QTY.

32-225	3/8" x 12"	(6)	2.54
32-625	3/8" x 12"	(100)	2.71
32-226	3/8" x 20"	(6)	3.55
32-626	3/8" x 20"	(100)	4.35
32-232	3/8" x 30"	(6)	8.16
32-233	3/8" x 36"	(6)	10.12

**SINK & LAVATORY SUPPLY TUBE**  
POLISHED CHROME PLATED  
COPPER 1/2" O.D. - ONE PIECE



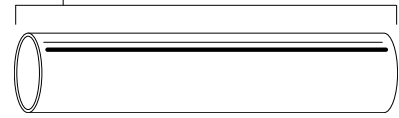
SOLD IN BOX QTY. ONLY



BOX QTY.

32-229	1/2" x 12" Chrome	(6)	5.21
32-224	1/2" x 20" Chrome	(6)	7.32
32-223	1/2" x 20" Plain	(6)	6.91

**CP BRASS 3-1/2" COVER TUBE**  
FOR 1/2" NOM COPPER TUBE  
3-1/2"



• 25 per case

31-185 CP Brass Cover Tube ..... 5.54

**CLOSET SUPPLY TUBE**  
CHROME PLATED COPPER  
- ONE PIECE 3/8"



SOLD IN BOX QTY. ONLY



BOX QTY.

• Rubber jumbo cone washer

32-100	3/8" x 12"	(6)	2.71
32-600	3/8" x 12"	(100)	3.59
32-101	3/8" x 20"	(6)	5.79

**SINK & LAVATORY SUPPLY TUBE**  
3/8" O.D. POLISHED/PLAIN BRASS  
ONE PIECE



SOLD IN BOX QTY. ONLY

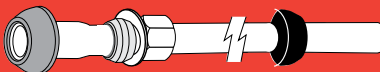


BOX QTY.

32-227	3/8" x 12" Plain	(6)	2.76
32-627	3/8" x 12" Plain	(100)	2.37
32-228	3/8" x 20" Plain	(6)	3.88
32-628	3/8" x 20" Plain	(100)	3.78
32-925	3/8" x 12" Polished Brass	(5)	11.41
32-926	3/8" x 20" Polished Brass	(5)	11.81

**CHROMED COPPER SUPPLY TUBE COMBO**

INCLUDES ALL NECESSARY PARTS TO HOOK UP A CLOSET OR LAVATORY SUPPLY LINE!



- Assembly Includes:
- 3/8" x 20" chrome plated lavatory supply tube
- 3/8" compression chrome plated nut
- 3/8" ferrule
- Brass friction ring
- Closet cone washer

32-352 Supply Tube Combo ..... 7.09

**SINK COPPER SUPPLY TUBE**



32-259 12" Copper Sink Supply ..... 6.29

**CHROME PLATED COPPER CLOSET SUPPLY TUBE**  
FLAT WASHER & SOLID FLANGE



SOLD IN BOX QTY. ONLY



BOX QTY.

32-116	3/8" x 12" Chrome	(6)	2.99
32-616	3/8" x 12" Chrome	(100)	2.87
32-916	3/8" x 12" Pol. Brass	(5)	8.22
32-117	3/8" x 20" Chrome	(6)	4.93
32-118	1/2" x 12" Chrome	(6)	9.15
31-163	3/8" OD washer Only	<b>NEW</b>	.65¢

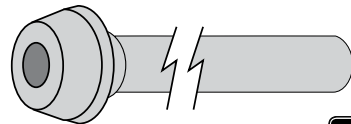
**SINGLE CONTROL SINK SUPPLY TUBE**  
3/8" O.D. WITH COMP. FITTING



SOLD 6 PER PKG ONLY

32-247	3/8" x 12" Plain	4.85
32-246	3/8" x 12" Chrome Plated Copper	5.42
32-249	3/8" x 20" Chrome Plated Copper	8.20
32-248	3/8" x 20" Plain	6.63

**"POLY" CLOSET TUBES**  
WITH PLASTIC FERRULE



100 IN A BOX

32-139 1/2" x 15" Poly Closet Tube ..... 2.06

**PEX TOILET TANK SUPPLY TUBES**  
CROSS-LINKED POLYETHYLENE (PEX)



SOLD 25 PER PKG ONLY

32-140	3/8" x 12"	.94¢
32-141	3/8" x 15"	1.01
32-142	3/8" x 20"	1.22

**PEX LAVATORY SUPPLY TUBES**  
CROSS-LINKED POLYETHYLENE (PEX)



SOLD 25 PER PKG ONLY

32-236	3/8" x 12"	.93¢
32-234	3/8" x 15"	1.14
32-238	3/8" x 20"	1.26
32-239	3/8" x 30"	1.42
32-240	3/8" x 36"	2.19

**SUPPLY WASHER AND FRICTION RING SET**



COMES ASSEMBLED WITH A BREAD TIE!

SOLD 25 PER PACKAGE ONLY

36-116	11/16" x 3/8" x 3/8" Lavatory Washer & Ring	.60¢
36-115	7/8" x 3/8" x 3/8" Closet Washer & Ring	.60¢

**USE YOUR CREDIT CARD AT TIME OF PURCHASE AND SAVE 2% ON ALL ORDERS, SAVE 5% ON ALL ORDERS OVER \$500 OR SAVE 10% ON ALL ORDERS OVER \$1000**

# WATER CONNECTORS



## TUBULAR AND SUPPLIES

### BRAIDED PVC FLEXIBLE FAUCET CONNECTORS



#### 3/8" COMP X 1/2" FIP

BOX QTY.

32-265	12" Braided PVC	(25)	2.56
32-269	16" Braided PVC	(25)	2.87
32-266	20" Braided PVC	(25)	3.14
32-268	30" Braided PVC	(25)	3.32
32-271	36" Braided PVC	(25)	4.06

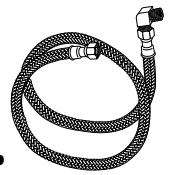
### HIGH PRESSURE INLET HOSES FOR WASHING MACHINES



• 3/8" I.D. - Straight female swivel hose connection both ends

53-650	5 Foot	3.96
53-649	6 Foot	5.21
53-651	8 Foot	6.41

### BRAIDED STAINLESS STEEL DISHWASHER CONNECTORS



#### 3/8" COMP X 3/8" COMP WITH 90° ELBOW

BOX QTY.

32-296	48" Braided S.S.	(10)	14.37
--------	------------------	------	-------



#### 1/2" FIP X 3/8" COMP WITH 90° ELBOW

BOX QTY.

32-299	48" Braided S.S.	(10)	14.37
--------	------------------	------	-------

### BRAIDED PVC FLEXIBLE TOILET TANK CONNECTORS




#### 3/8" COMP X 7/8" BALLCOCK NUT

BOX QTY.

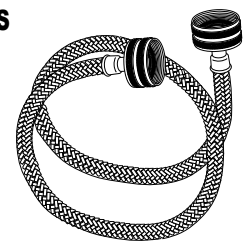
32-147	9" Braided PVC	(25)	2.17
32-148	12" Braided PVC	(25)	2.21

### STRAIGHT x 90° ANGLE SWIVEL HOSE FITTING



53-656	5 Foot	6.15
53-654	6 Foot	6.49

### BRAIDED STAINLESS STEEL WASHING MACHINE CONNECTORS




WITH BRASS FITTINGS

#### 3/4" FHT X 3/4" FHT

BOX QTY.

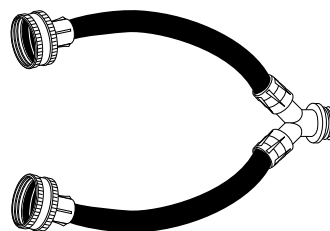
32-301	48" (4 Ft.) Braided S.S.	(10)	12.93
32-302	60" (5 Ft.) Braided S.S.	(10)	15.73
32-303	72" (6 Ft.) Braided S.S.	(10)	17.48

### CLOTH INSERTED NEOPRENE HOSE FOR DISHWASHER DRAIN




• Cloth inserted	<b>SOLD IN COIL OF 50 FEET ONLY</b>	PRICED PER FOOT
51-411	5/8" I.D.	1.18
51-412	7/8" I.D.	1.30

### HIGH PRESSURE HOSE "Y" MIXER



• With plated fittings	
53-652	Hose "Y" 6.95

### BRAIDED STAINLESS STEEL WATER HEATER CONNECTORS



WITH BRASS FITTINGS

#### 3/4" MIP X 7/8" COMP

BOX QTY.

32-305	18" Braided S.S.	(10)	18.84
--------	------------------	------	-------



#### 3/4" MIP X 3/4" FIP

BOX QTY.

32-307	12" Braided S.S.	(10)	15.60
32-308	18" Braided S.S.	(10)	18.65



#### 3/4" FIP X 3/4" FIP

BOX QTY.

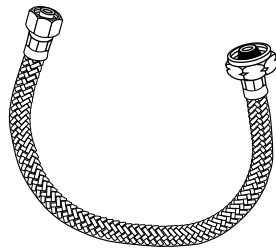
32-310	12" Braided S.S.	(10)	14.50
32-311	18" Braided S.S.	(10)	20.03
32-312	24" Braided S.S.	(10)	24.18

**USE YOUR CREDIT CARD AT TIME OF PURCHASE AND SAVE 2% ON ALL ORDERS, SAVE 5% ON ALL ORDERS OVER \$500 OR SAVE 10% ON ALL ORDERS OVER \$1000**



**Fluidmaster®  
NO BURST® STAINLESS STEEL  
CONNECTORS**

- Stainless steel
- Heavy duty nickel plated nuts
- Stainless ferrules
- FDA and NSF approved polymer inner core
- Over 250 feet of stainless steel wire per foot ensures the highest bursting strength available



**COMPARE**

**TRU-LINK™  
STAINLESS STEEL  
CONNECTORS**

- Heavy duty chrome plated brass nuts
- Solid brass inserts
- 7 strands per coil 12 crimps each end
- FDA and NSF approved inner core
- Nitrile cone washers
- 304 stainless steel braid is tough, bends without kinking or crimping over an extruded durable EPDM tube



**See [www.HodesCo.com](http://www.HodesCo.com)  
for Case Lot Pricing**

STOCK #	LENGTH	FLUIDMASTER#	CASE QTY	COST	STOCK #	LENGTH	CASE QTY	COST
---------	--------	--------------	----------	------	---------	--------	----------	------

**3/8" OD COMP. X 1/2" FIP STAINLESS STEEL FAUCET CONNECTORS**

32-320	9"	BIF09	(25)	2.80	32-260	9"	(25)	2.13
32-321	12"	BIF12	(25)	3.24	32-274	12"	(25)	2.36
32-322	16"	BIF16	(25)	4.13	32-272	16"	(25)	2.71
32-323	20"	BIF20	(25)	4.71	32-275	20"	(25)	2.77
32-324	30"	BIF30	(25)	7.07	32-276	30"	(25)	3.70
					32-277	36"	(25)	4.79

**1/2" OD COMP. X 1/2" FIP STAINLESS STEEL FAUCET CONNECTORS**

32-325	12"	B3F12	(25)	4.13	32-282	12"	(25)	2.82
32-326	20"	B3F20	(25)	5.60	32-278	20"	(25)	3.28

**3/8" FE COMP. X 3/8" FE COMP. STAINLESS STEEL FAUCET CONNECTORS**

32-316	12"	B6F12	(25)	3.89	32-291	12"	(25)	3.09
32-317	20"	B6F20	(25)	5.52	32-292	20"	(25)	3.60

**3/8" OD COMP. X 3/8" OD DELTA STYLE STAINLESS STEEL FAUCET CONNECTORS**

32-333	12"	B8F12	(25)	4.12	32-280	12"	(25)	2.71
32-334	16"	B8F16	(25)	4.70	32-293	16"	(25)	3.43
32-335	20"	B8F20	(25)	5.28	32-281	20"	(25)	3.67

**1/2" FIP X 1/2" FIP STAINLESS STEEL FAUCET CONNECTORS**

32-327	12"	B4F12	(25)	4.42	32-288	12"	(25)	2.67
32-329	20"	B4F20	(25)	5.28	32-290	20"	(25)	3.34

**3/8" OD COMP X 7/8" BALLCOCK STAINLESS STEEL TOILET CONNECTORS**

32-342	6"	BIT06	<b>NEW</b> (25)	2.67	32-283	9"	(25)	2.16
32-336	9"	BIT09	(25)	3.07	32-284	12"	(25)	2.37
32-337	12"	BIT12	(25)	4.11	32-286	16"	(25)	3.15
32-338	16"	BIT16	(25)	4.37	32-285	20"	(25)	3.41
32-339	20"	BIT20	(25)	4.93	32-367	12" w/ Brass Ballcock Nut	(25)	7.08
					32-369	16" w/ Brass Ballcock Nut	(25)	7.97

**1/2" OD COMP X 7/8" BALLCOCK STAINLESS STEEL TOILET CONNECTORS**

32-341	12"	B3T12	(25)	4.13	32-287	12"	(25)	2.39
					32-368	12" Full Flow with 1/2 OD x 7/8 Ballcock Nut	(25)	9.77

**1/2" IPS COMP X 7/8" BALLCOCK STAINLESS STEEL TOILET CONNECTORS**

32-262	20"	B4T20	<b>NEW</b> (25)	4.42	32-294	12"	(25)	<b>NEW</b> 3.58
--------	-----	-------	-----------------	------	--------	-----	------	-----------------

**USE YOUR CREDIT CARD AT TIME OF PURCHASE AND SAVE 2% ON ALL ORDERS,  
SAVE 5% ON ALL ORDERS OVER \$500 OR SAVE 10% ON ALL ORDERS OVER \$1000**

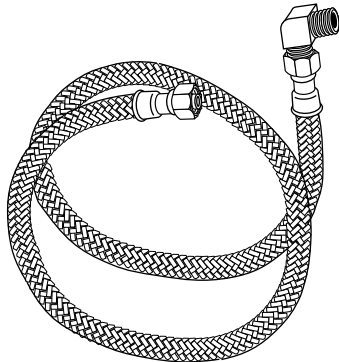
# CONNECTORS



## TUBULAR AND SUPPLIES

### Fluidmaster®

NO BURST®  
**DISHWASHER  
 CONNECTOR**  
 3/8" COMP X 3/8" FIP X 5 FT

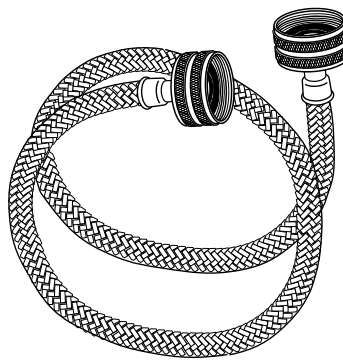


BOX  
 QTY

32-349 Dishwasher Machine Hose . . (10) . **10.86**

### Fluidmaster®

NO BURST®  
**WASHING  
 MACHINE**  
 3/4" FGH X 3/4" FIP X 5 FT

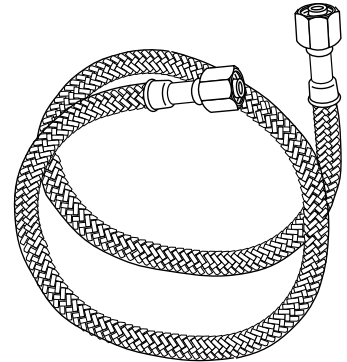


BOX  
 QTY

32-350 Washing Machine Hose . . . . (10) . **14.05**

### Fluidmaster®

NO BURST®  
**ICE MAKER  
 CONNECTORS**



BOX  
 QTY

• Ice Maker Connection

32-354 1/4" Comp x 1/4" Comp x 60" . (10) . **12.97**  
 32-355 1/4" Comp x 1/4" Comp x 72" . (10) . **15.24**  
 32-357 1/4" Comp x 1/4" Comp x 96" . (10) . **17.30**  
 32-363 1/4" Comp x 1/4" Comp x 120" (10) . **19.97**

CONNECTORS



# www.HodesCo.com

USE YOUR CREDIT CARD AT TIME OF PURCHASE AND **SAVE 2%** ON ALL ORDERS,  
**SAVE 5%** ON ALL ORDERS OVER \$500 OR **SAVE 10%** ON ALL ORDERS OVER \$1000

FAX **1-800-982-5934** www. **HODES CO** .com PHONE **1-800-777-6500**



*Brass Craft*  
**ProCoat™**

**COATED STAINLESS STEEL  
GAS APPLIANCE**  
INDIVIDUALLY POLYBAGGED

DESIGN CERTIFIED BY A.G.A. UNDER  
ANSI Z21.24 AND Z21.45

Stainless steel connectors are the strongest, most corrosion-resistant appliance connectors available. May be used with natural, manufactured, mixed, liquefied petroleum gases, and LP-Gas air mixtures. Tubing: Uncoated, Type 304 stainless steel, a standard austenitic stainless steel with a high chromium content. ASTM #A240. This connector's safe, solid, one-piece construction has no soldered joints. Nuts & End Fittings: Plated 12L14 and 1214SA steel. Stainless steel connectors are provided with steel flare nuts and fittings for durability and safety. Super-safe stainless steel gas connectors offer superior resistance to corrosion caused by air pollution (gases, chemicals, and cleaning solutions), petroleum products, ammonia, fatty oils & grease, ozone and most household chemicals.

**STAINLESS STEEL  
HEATER CONNECTORS**  
3/8" O.D. (1/4" I.D.)



<b>1/2" MIP X 1/2" FIP</b>	BOX QTY.	SL54 SERIES
35-340 12"	(25)	<b>10.40</b>
35-341 18"	(25)	<b>13.36</b>
35-342 24"	(25)	<b>16.14</b>

**STAINLESS STEEL  
RANGE CONNECTORS**  
5/8" O.D. (1/2" I.D.)



<b>1/2" MIP X 1/2" FIP</b>	BOX QTY.	SC54 SERIES
35-410 12"	(25)	<b>11.63</b>
35-411 18"	(25)	<b>15.48</b>
35-412 24"	(25)	<b>17.67</b>
35-413 36"	(25)	<b>18.12</b>
35-414 48"	(25)	<b>23.50</b>



<b>3/4" MIP X 3/4" MIP</b>	BOX QTY.	SC11 SERIES
35-401 24"	(25)	<b>17.67</b>
35-402 36"	(25)	<b>16.14</b>
35-403 48"	(25)	<b>23.50</b>
35-404 60"	(25)	<b>30.11</b>



<b>1/2" MIP X 1/2" MIP</b>	BOX QTY.	SC44 SERIES
35-440 24"	(25)	<b>17.67</b>
35-441 36"	(25)	<b>18.10</b>
35-442 48"	(25)	<b>23.50</b>



<b>3/4" MIP X 3/4" FIP</b>	BOX QTY.	SC21 SERIES
35-449 48"	(25)	<b>23.50</b>

**STAINLESS STEEL  
DRYER CONNECTORS**  
1/2" O.D. (3/8" I.D.)



<b>1/2" MIP X 1/2" FIP</b>	BOX QTY.	SD54 SERIES
35-321 18"	(25)	<b>13.36</b>
35-322 24"	(25)	<b>16.14</b>
35-324 36"	(25)	<b>17.26</b>
35-325 48"	(25)	<b>23.50</b>
35-326 60"	(25)	<b>26.72</b>



<b>1/2" MIP X 1/2" MIP</b>	BOX QTY.	SD44 SERIES
35-309 12"	(25)	<b>12.81</b>
35-310 18"	(25)	<b>13.36</b>
35-311 24"	(25)	<b>16.14</b>
35-312 36"	(25)	<b>17.26</b>
35-313 48"	(25)	<b>23.50</b>

**WATER HEATER CONNECTORS  
COPPER-FLEX™ DIRECT CONNECT  
UNIONS 3/4" FIP BRASS x 3/4" FIP BRASS**



• Working pressure: 125 psi maximum	WB00 SERIES
• Operating temp.: 40- 180F	
• Brass Nuts & End Fittings Nitrile Washer	
• Superior corrosion resistance	
• Improved seal Greater flexibility	BOX QTY.

35-510 12"	(25)	<b>6.91</b>
35-522 12" Stainless Steel	(25)	<b>7.25</b>
35-511 15"	(25)	<b>7.65</b>
35-512 18"	(25)	<b>7.91</b>
35-523 18" Stainless Steel	(25)	<b>8.90</b>
35-513 24"	(25)	<b>10.25</b>
35-524 24" Stainless Steel	(25)	<b>9.84</b>

**WATER HEATER CONNECTORS  
COPPER-FLEX™ DIRECT CONNECT UNIONS  
3/4" FIP BRASS x 3/4" NOM. SWT**




• Working pressure: 125 psi maximum	WB034 SERIES
• Operating temp.: 40- 180F	
• Brass Nuts & End Fittings Nitrile Washer	
• Superior corrosion resistance	
• Improved seal Greater flexibility	BOX QTY.

35-515 12"	(25)	<b>6.91</b>
35-516 15"	(25)	<b>7.65</b>
35-517 18"	(25)	<b>7.91</b>
35-518 24"	(25)	<b>10.25</b>

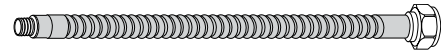
**HONOR  
THY  
PLUMBER™**

**STAINLESS STEEL  
RANGE CONNECTORS**  
5/8" O.D. (1/2" I.D.)



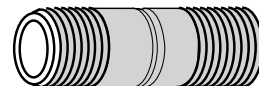
<b>1/2" FIP x 1/2" FIP</b>	BOX QTY.
35-429 36"	(25) <b>17.73</b>

**QEST PEX  
QICKFLEX  
18" COPPER  
WATER HEATER  
CONNECTOR  
FOR PEX**



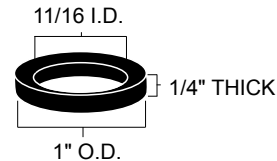
• 3/4" PEX x 3/4" FIP
35-521 18" Quickflex Connector. . . . . <b>15.04</b>

**DIELECTRIC  
NIPPLE**



35-219 3/4" x 2"	<b>4.26</b>
35-220 3/4" x 3"	<b>4.83</b>

**BEVELED  
DIELECTRIC  
WASHER**



SOLD IN PACKAGES OF 10 ONLY
35-230 Dielectric Washer . . . . . <b>.94¢</b>

**USE YOUR CREDIT CARD AT TIME OF PURCHASE AND SAVE 2% ON ALL ORDERS,  
SAVE 5% ON ALL ORDERS OVER \$500 OR SAVE 10% ON ALL ORDERS OVER \$1000**